



Club Health Assessment for District 105 A through April 2025

Club Number	Club Name	Charter Date	Status	Membership							Reports					Finance	LCIF
				Current Member Count	YTD Members Added	YTD Members Dropped	YTD Net Growth	YTD Net Growth%	Member Count 12 Months Ago	Avg. length of service members	Months Since Last MMR ***	Yrs. Since Last Officer Report	President Rotation	Vice President Reported ****	Months Since Last Activity Report ***	Account Balance	Donations for current Fiscal Year
			Number of times on status quo within last two years	If below 15 members appears				If net loss is greater than 20% appears			If no report in 3 months appears	When more than one year appears in	Number of repeat terms	Notes the officers that do not have an active	If no report at 12 months appears in red		
Clubs less than two years old																	
179504	LONDON FORTITUDE	01/10/2025	Active	20	27	7	20	100.00%	0	4	0			N	SC	2	
171995	London West End	06/07/2024	Active	21	0	0	0	0.00%	0		10		2		M,VP,SC	0	
154394	West Drayton	05/15/2023	Active(1)	17	3	5	-2	-10.53%	19	3	1				M,VP,SC	0	
172291	West London	06/17/2024	Active(1)	14	6	12	-6	-30.00%	0	1	2		2		T,VP,SC	2	
Clubs more than two years old																	
38471	AMPTHILL DISTRICT	05/13/1980	Active(1)	7	0	0	0	0.00%	7		9		8		S,M,VP,SC	6	
35212	Aylesbury Vale (CIO)	03/16/1978	P- Active	2	0	0	0	0.00%	13		10		4		M,VP,SC	8	
19909	BANBURY	09/10/1968	Active	16	2	2	0	0.00%	16	10	0				M,VP,SC	0	
37249	BARKING	06/11/1979	Active	21	2	6	-4	-16.00%	20	11	3		2		M,VP,SC	5	
19739	BEDFORD	10/16/1967	Active(1)	3	1	8	-7	-70.00%	11	5	1		2		M,VP,SC	5	
29924	BICESTER	11/12/1974	Active	14	0	1	-1	-6.67%	15	42	0		3	R		0	
36144	BIGGLESWADE-SANDY L C	10/03/1978	Active	21	1	2	-1	-4.55%	22	2	3		2		M,VP	0	\$860.37
	Exc Award (06/30/2018)																
19913	BLETCHLEY MILTON KEYNES	04/01/1969	Active	25	1	0	1	4.17%	24		0			N	M,SC	0	\$2,556.89
41362	CHIPPING BARNET	05/14/1982	Active	22	21	6	15	214.29%	7	4	0				M,VP,SC	3	\$1,637.27
34311	EALING	07/21/1977	Active	21	6	1	5	31.25%	15	47	2		7	N		0	\$22.29
48161	EDGWARE	02/17/1988	Active	21	2	1	1	5.00%	22	34	0			N	SC	1	
29883	ENFIELD	10/31/1974	Active	25	3	0	3	13.64%	23		4			N	SC	6	
97184	FAIRLOP	05/24/2006	Active	21	0	0	0	0.00%	21		0		2		VP,SC	0	\$313.81
135282	Friern Barnet Centennial	06/20/2018	Active	21	1	1	0	0.00%	25	2	6			N	M,SC	0	
	Exc Award (06/30/2023)																
46481	GREENFORD WILLOW TREE	07/11/1986	Active	17	0	2	-2	-10.53%	30	13	1		2	N		10	\$22.29
	Exc Award (06/30/2022, 06/30/2023)																
39287	HARPENDEN	01/19/1981	Active	25	0	1	-1	-3.85%	26	32	0			N	SC	1	\$3,348.05
	Exc Award (06/30/2024)																



Club Health Assessment for District 105 A through April 2025

Club Number	Club Name	Charter Date	Status	Membership							Reports					Finance	LCIF
				Current Member Count	YTD Members Added	YTD Members Dropped	YTD Net Growth	YTD Net Growth%	Member Count 12 Months Ago	Avg. length of service for dropped members	Months Since Last MMR ***	Yrs. Since Last Officer Report	President Rotation	Vice President Reported ****	Months Since Last Activity Report ***	Account Balance	Donations for current Fiscal Year
			Number of times on status quo within last two years	If below 15 members appears				If net loss is greater than 20% appears			If no report in 3 months appears	When more than one year appears in	Number of repeat terms	Notes the officers that do not have an active	If no report at 12 months red		
19750	HARROW & PINNER	07/08/1963	Active	22	0	3	-3	-12.00%	24	2	3			N	SC	0	\$609.34
	Exc Award (06/30/2018, 06/30/2021, 06/30/2024)																
129226	Hatch End Lions Centennial	10/28/2016	Active	23	2	0	2	9.52%	22		9			N		9	\$51.78
	Exc Award (06/30/2018, 06/30/2023)																
19751	HAYES & HARLINGTON	04/17/1951	Active(1)	9	0	2	-2	-18.18%	12	16	4		5	R	SC	24+	\$22.29
19752	HEMEL HEMPSTEAD	03/02/1961	Active	12	1	2	-1	-7.69%	13	4	2		None	N	P	0	\$963.50
	Exc Award (06/30/2024)																
148534	Heston	10/04/2021	Active(1)	27	4	4	0	0.00%	41	3	6				M,VP,SC	1	\$60.00
19756	HOUNSLOW	07/23/1973	Active	5	0	1	-1	-16.67%	6	16	0		2		M,VP,SC	1	
	Exc Award (06/30/2018)																
43371	ISLEWORTH	01/04/1984	Active	15	2	2	0	0.00%	16	28	0				VP,SC	9	
62640	KENTON	01/01/2000	Active	11	3	4	-1	-8.33%	12	5	0		None	N	P,M	1	\$1,604.70
	Exc Award (06/30/2023)																
42815	LETCHWORTH GARDEN CITY & BALDOCK	06/08/1983	Active	22	1	4	-3	-12.00%	27	11	0		2	R	M,SC	0	\$599.05
	Exc Award (06/30/2023)																
34975	LONDON ACTON	01/09/1978	Active	31	2	1	1	3.33%	31	28	6				M,VP,SC	24+	\$22.29
100074	LONDON BELMONT	08/15/2007	Active	15	3	1	2	15.38%	12	11	0			N	SC	0	\$392.87
	Exc Award (06/30/2023)																
19760	LONDON CENTRAL HOST	12/29/1949	Active	36	9	2	7	24.14%	29	2	0		2	N	SC	0	\$3,040.89
42678	LONDON CHINATOWN	05/13/1983	Active	15	0	0	0	0.00%	15		23				M,VP,SC	24+	
59513	LONDON COVENT GARDEN	05/16/1997	Active	19	4	1	3	18.75%	17	1	7			N		1	\$113.81
37074	LONDON GOLDERS GREEN L C	05/09/1979	Active	19	1	0	1	5.56%	18		2		2	R	M	13	\$290.86
50346	LONDON HENDON	03/26/1990	Active	28	7	2	5	21.74%	25	1	1			N	SC	8	\$297.71
44451	LONDON HORNSEY	12/06/1984	Active	11	2	1	1	10.00%	9	13	0		3	N	SC	0	
	Exc Award (06/30/2024)																
50928	LONDON KINGSBURY	09/06/1990	Active	35	5	2	3	9.38%	33	14	2				VP,SC	0	\$8,571.14
67377	LONDON MILL HILL	02/28/2003	Active	17	0	0	0	0.00%	17		3				M,VP,SC	1	\$317.41



Club Health Assessment for District 105 A through April 2025

			Status	Membership							Reports					Finance	LCIF
Club Number	Club Name	Charter Date		Current Member Count	YTD Members Added	YTD Members Dropped	YTD Net Growth	YTD Net Growth%	Member Count 12 Months Ago	Avg. length of service for dropped members	Months Since Last MMR ***	Yrs. Since Last Officer Report	President Rotation	Vice President Reported ****	Months Since Last Activity Report ***	Account Balance	Donations for current Fiscal Year
			Number of times on status quo within last two years	If below 15 members appears				If net loss is greater than 20% appears			If no report in 3 months appears in	When more than one year appears in	Number of repeat terms	Notes the officers that do not have an active	If no report at 12 months appears in red		
Exc Award (06/30/2023)																	
119185	LONDON PARK ROYAL	04/16/2013	Active	8	0	0	0	0.00%	8		3		4	M,VP,SC	7		\$1,355.35
153266	London Platinum Jubilee	01/05/2023	Active	50	10	2	8	19.05%	56	2	0			N	1		\$3,903.65
56503	LONDON SEVEN KINGS	01/24/1995	Active	8	0	2	-2	-20.00%	10	9	6			M,VP,SC	7		\$3,052.33
Exc Award (06/30/2023)																	
149133	London St Johns Wood	11/30/2021	Active	16	0	12	-12	-42.86%	28	5	3			N	2		\$3,788.56
154302	London St. James's	04/27/2023	Active	31	0	0	0	0.00%	55		2		3	M,VP,SC	14		\$51.78
77452	LONDON WESTMINSTER	08/19/2003	Active	14	3	2	1	7.69%	13	2	0			M,VP,SC	19	90+ Days	
Exc Award (06/30/2016, 06/30/2018, 06/30/2020)																	
35599	LONDON-FINCHLEY L C	05/23/1978	Active	21	2	2	0	0.00%	23	41	5			N	0		
19763	LUTON	06/26/1972	Active	13	0	1	-1	-7.14%	14	13	1		2	M,VP,SC	0		
Exc Award (06/30/2024)																	
96757	MILTON KEYNES CENTRAL	04/01/2006	Active	17	2	1	1	6.25%	18	0	0			M,VP,SC	4		\$313.81
30969	MILTON KEYNES STONY STRATFORD	06/23/1975	Active	9	0	2	-2	-18.18%	11	6	2			VP,SC	0		\$323.61
Exc Award (06/30/2018, 06/30/2023)																	
64626	MOOR PARK	08/14/2001	Active(1)	13	0	0	0	0.00%	21		0			T,M,VP,SC	0		
33356	NEWPORT PAGNELL & OLNEY L C	02/03/1977	Active	17	2	0	2	13.33%	15		1		8	M,VP	0		\$867.09
47913	NORTHWOOD	12/08/1987	Active	15	0	0	0	0.00%	15		0			R	0		
Exc Award (06/30/2023)																	
89348	OSTERLEY	09/15/2005	Active	13	1	0	1	8.33%	12		1			M,VP,SC	7		
129660	Redbridge Centennial	12/20/2016	Active	33	8	0	8	32.00%	29		3		2	VP,SC	1		\$2,305.52
Exc Award (06/30/2021, 06/30/2023)																	
31358	RUISLIP	11/07/1975	Active	15	0	1	-1	-6.25%	16	15	3		2	M,VP,SC	1		\$51.98
19772	SOUTHALL	12/15/1970	Active	16	0	3	-3	-15.79%	19	41	3			M,VP,SC	10		\$3,000.10
Exc Award (06/30/2023)																	
19769	ST ALBANS	02/10/1966	Active	15	1	2	-1	-6.25%	16	4	4			M,VP,SC	2		\$1,936.78
Exc Award (06/30/2023)																	



Club Health Assessment for District 105 A through April 2025

			Status	Membership							Reports					Finance	LCIF
Club Number	Club Name	Charter Date		Current Member Count	YTD Members Added	YTD Members Dropped	YTD Net Growth	YTD Net Growth%	Member Count 12 Months Ago	Avg. length of service for dropped members	Months Since Last MMR ***	Yrs. Since Last Officer Report	President Rotation	Vice President Reported ****	Months Since Last Activity Report ***	Account Balance	Donations for current Fiscal Year
			Number of times on status quo within last two years	If below 15 members appears						If net loss is greater than 20% appears	If no report in 3 months appears in	When more than one year appears in	Number of repeat terms	Notes the officers that do not have an active	If no report at 12 months appears in red		
59185	STANMORE	03/03/1997	Active	22	0	1	-1	-4.35%	23	3	6			VP	0		\$2,307.68
Exc Award (06/30/2022, 06/30/2023)																	
63026	SUDBURY	04/03/2000	Active	42	4	3	1	2.44%	49	15	1		6	R	7		\$22.29
Exc Award (06/30/2023)																	
98741	THE PALACE OF WESTMINSTER	03/12/2007	Active(1)	1	0	0	0	0.00%	4		1		None	P,M,VP,SC	3		\$447.64
19777	TRING	11/10/1972	Active	16	3	0	3	23.08%	13		0			M,VP,SC	0		\$1,600.91
Exc Award (06/30/2018)																	
127821	Waltham Forest	06/21/2016	Active	6	0	0	0	0.00%	6		15			M,VP,SC	1		
37520	WANSTEAD & WOODFORD L C	09/20/1979	Active	18	4	2	2	12.50%	18	3	3		2	M,VP,SC	4		\$3,578.04
19779	WATFORD	03/12/1970	Active	16	2	0	2	14.29%	16		0			N	1		\$4,093.04
19780	WEMBLEY	06/06/1969	Active	20	0	0	0	0.00%	14		2		2	R	0		\$1,011.68
Exc Award (06/30/2023)																	
41994	WINSLOW	11/23/1982	Active	43	2	1	1	2.38%	42	39	3			VP,SC	17		\$1,590.94
19936	WITNEY	04/17/1969	Active	16	1	0	1	6.67%	18		2			N	3		\$469.14

Clubs Cancelled Previous Fiscal Year – Clubs Cancelled within last 12 months may be reinstated

Club Number	Club Name	Charter Date	Current Status*	Cancellation Date																
19907	AMERSHAM & CHESHAM L C	02/25/1969	Cancelled(6*)	06/29/2024																
Current Total Clubs Count	YTD New Clubs Count	YTD Cancelled Clubs Count	YTD Net Club Gain	Current Total Members Count	YTD Add	YTD Drop	YTD Net Growth	YTD Net Growth %	Member Count 12 Months Ago	Average Member Count Per Club	% of Clubs with less than 20 members	% No MMR in 3 Months	% No Officer Report in 12 Months	% of Clubs with balance 90+ days	Number of Clubs in Status Quo	% Status Quo Clubs in Financial Suspension	Number of Cancelled Clubs	Average Cancelled Club Age	Members Lost Due to Cancellation	% of Clubs Non-Financial Reasons
67	1	0	1	1,250	167	124	43	3.56%	1,277	19	58%	40%	0%	1%	0	0%	0	0	0	0%

* - P - Priority Club. Cancellation Reasons: 1-Objectives/conduct, 2-Non-active club, 5-Non-existing club, 6-Disbanding, 7-Merger, 8-Financial Suspension, 9-District/Multiple District Dues.

** - Abbreviation: P-President, S-Secretary, T-Treasurer, M-Member Chairperson, VP-First Vice President, MC-Communications Chairperson, SC-Service Chairperson

*** - Abbreviation: N/R - Never reported using the Lions Clubs website, N/A - Not applicable, No password registered for the Lions Clubs website.

**** - Abbreviation: N - New, IP - Immediate Past, R - Repeat.



Club Health Assessment for District 105CE through April 2025

			Status	Membership							Reports					Finance		LCIF
Club Number	Club Name	Charter Date		Current Member Count	YTD Members Added	YTD Members Dropped	YTD Net Growth	YTD Net Growth%	Member Count 12 Months Ago	Avg. length of service for dropped members	Months Since Last MMR ***	Yrs. Since Last Officer Report	President Rotation	Vice President Reported ****	Months Since Last Activity Report ***	Account Balance	Donations for current Fiscal Year	
			Number of times on status quo within last two years	If below 15 members appears					If net loss is greater than 20% appears			If no report in 3 months appears in	When more than one year appears in	Number of repeat terms	Notes the officers that do not have an active	If no report at 12 months appears in red		
Clubs more than two years old																		
19735	ACLE & BRUNDALL	06/30/1966	Active	19	5	0	5	35.71%	14		1		16	M,VP,SC	N/R			
120828	Attleborough 2013	12/05/2013	Active	11	2	1	1	10.00%	10	0	0		2	M,VP,SC	0			\$124.34
19861	BARTON ON HUMBER	09/07/1970	Active	9	0	0	0	0.00%	9		8			M,VP,SC	8			
Exc Award (06/30/2018)																		
19738	BECCLES	11/14/1968	Active	14	0	1	-1	-6.67%	15	8	1			N	M,SC	3		\$626.88
37073	BILLERICAY	05/09/1979	Active	17	0	2	-2	-10.53%	21	24	3			N	M,SC	7		\$649.75
29809	BOSTON	09/23/1974	Active	2	0	2	-2	-50.00%	4	4	4		None	P,M,VP,SC	20			
30967	BOURNE	06/30/1975	Active	11	0	1	-1	-8.33%	14	18	3			N	M,SC	9		\$1,769.84
37477	BRAINTREE	08/03/1979	Active	22	2	1	1	4.76%	20	29	0			N		1		
19740	BRENTWOOD	01/14/1974	Active	14	0	0	0	0.00%	15		3		2	M,VP,SC	24+			
19864	BRIGG DISTRICT L C	02/14/1968	Active	7	0	0	0	0.00%	23		10			M,VP,SC	24+			
29541	BUNGAY AREA	06/25/1974	Active	20	1	1	0	0.00%	20	51	3			N	SC	24+		\$1,256.56
119189	BURY ST. EDMUNDS	04/16/2013	Active	1	0	0	0	0.00%	1		7		2	M,VP,SC	24+			
37846	CAISTOR & DIST	12/28/1979	Active	47	3	2	1	2.17%	44	26	0			N		0		\$313.81
35788	CASTLE POINT	06/26/1978	Active	10	0	0	0	0.00%	9		0			N	M,VP	24+		
19742	CHELMSFORD	08/18/1969	Active	26	0	1	-1	-3.70%	27	55	2			M,VP,SC	9			\$629.92
19773	CITY OF SOUTHEND ON SEA	05/21/1970	Active	11	3	3	0	0.00%	17	16	1		None	P,M,VP,SC	1			
Exc Award (06/30/2023)																		
37362	CLACTON ON SEA	06/26/1979	Active	34	3	0	3	9.68%	31		1			N		0		\$635.70
Exc Award (06/30/2019)																		
59337	CONINGSBY & TATTERSHALL L C	04/09/1997	Active	30	3	0	3	11.11%	34		7			N		0		\$1,794.88
Exc Award (06/30/2018, 06/30/2021, 06/30/20)																		
19746	DEREHAM	09/28/1973	Active	9	0	4	-4	-30.77%	13	7	4			M,VP,SC	24+			\$256.83
127184	EAST ANGLIA CENTENNIAL 100 CHAMPIONS	03/30/2016	Active	36	3	0	3	9.09%	32		2		2	M,VP,SC	11			\$1,400.00



Club Health Assessment for District 105CE through April 2025

			Status	Membership							Reports					Finance	LCIF
Club Number	Club Name	Charter Date		Current Member Count	YTD Members Added	YTD Members Dropped	YTD Net Growth	YTD Net Growth%	Member Count 12 Months Ago	Avg. length of service for dropped members	Months Since Last MMR ***	Yrs. Since Last Officer Report	President Rotation	Vice President Reported ****	Months Since Last Activity Report ***	Account Balance	Donations for current Fiscal Year
			Number of times on status quo within last two years	If below 15 members appears					If net loss is greater than 20% appears			If no report in 3 months appears in	When more than one year appears in	Number of repeat terms	Notes the officers that do not have appears in an active	If no report at 12 months red	
103242	EAST ANGLIA HELEN KELLER INTERNET	06/30/2008	Active	17	0	0	0	0.00%	16		9			M,VP,SC	2		\$293.50
127166	EAST ANGLIA LIONESS	03/30/2016	Active	10	0	0	0	0.00%	10		2			N	M,SC	1	\$64.97
Exc Award (06/30/2023)																	
64625	EAST ANGLIA NEW CENTURY	07/09/2001	Active	28	1	4	-3	-9.68%	32	12	0			VP,SC	9		\$1,236.39
Exc Award (06/30/2023, 06/30/2024)																	
125114	Eastwood	06/23/2015	Active	6	0	1	-1	-14.29%	7	9	4			N	M,SC	24+	
37597	EDWINSTOWE & THE DUKERIES	10/11/1979	Active	14	0	0	0	0.00%	14		5			M,VP,SC	0		
35380	FELIXSTOWE	04/17/1978	Active	33	3	4	-1	-2.94%	34	2	0			M,VP,SC	0		\$2,227.01
Exc Award (06/30/2024)																	
51540	GLANFORD & LINDSEY L C	04/12/1991	Active	25	0	1	-1	-3.85%	29	33	5			N	M,SC	0	\$109.71
Exc Award (06/30/2016, 06/30/2018, 06/30/2020)																	
19872	GRANTHAM	04/08/1971	Active	5	0	3	-3	-37.50%	8	8	2		None	P,T,M,VP,SC	24+		\$782.08
19749	GREAT YARMOUTH	11/30/1953	Active	20	1	1	0	0.00%	21	22	0			N	M,SC	0	\$1,348.54
Exc Award (06/30/2023)																	
19873	GRIMSBY CLEETHORPES	09/23/1968	Active(1)	16	2	1	1	6.67%	15	11	0			M,VP,SC	24+		
40437	HALESWORTH	10/28/1981	Active	10	0	1	-1	-9.09%	11	34	0			IP	T,M,SC	9	\$1,268.93
40782	HAVERHILL	01/18/1982	Active	14	1	0	1	7.69%	13		2		2	S,T,M,VP,SC	24+		\$310.86
36820	HETHERSETT DISTRICT L C	03/28/1979	Active	10	0	0	0	0.00%	10		0		2	VP,SC	0		\$188.98
34395	HORNCastle & DISTRICT	08/24/1977	Active	25	2	4	-2	-7.41%	27	5	0			M,VP,SC	3		\$1,651.51
140220	Hornchurch	12/10/2019	Active	18	7	0	7	63.64%	11		1		2	M,VP,SC	1	90+ Days	\$125.98
68702	HUMBERSTON NORTH SEA	04/30/2003	Active	28	2	1	1	3.70%	27	36	0			N	M,SC	24+	\$313.81
38976	HUNSTANTON	10/17/1980	Active	7	0	2	-2	-22.22%	9	34	0			R	S,M,SC	24+	
49557	HYKEHAM	05/24/1989	Active	12	0	2	-2	-14.29%	15	14	2			M,VP,SC	24+		
19878	ISLE OF AXHOLME L C	02/22/1966	Active	25	1	1	0	0.00%	25	39	1			N	VP,SC	2	\$2,554.60
Exc Award (06/30/2023)																	
19758	KING'S LYNN	02/07/1972	Active	5	0	2	-2	-28.57%	7	23	0			N	M,SC	22	



Club Health Assessment for District 105CE through April 2025

			Status	Membership							Reports					Finance	LCIF
Club Number	Club Name	Charter Date		Current Member Count	YTD Members Added	YTD Members Dropped	YTD Net Growth	YTD Net Growth%	Member Count 12 Months Ago	Avg. length of service for dropped members	Months Since Last MMR ***	Yrs. Since Last Officer Report	President Rotation	Vice President Reported ****	Months Since Last Activity Report ***	Account Balance	Donations for current Fiscal Year
			Number of times on status quo within last two years	If below 15 members appears					If net loss is greater than 20% appears			If no report in 3 months appears in	When more than one year appears in	Number of repeat terms	Notes the officers that do not have an active	If no report at 12 months appears in red	
51541	LEIGH ON SEA	04/12/1991	Active	25	1	1	0	0.00%	27	33	3			N	SC	4	
19882	LINCOLN	02/04/1970	Active	11	0	0	0	0.00%	12		10				M,VP,SC	1	\$1,735.95
109098	LITTLEPORT	09/16/2010	Active	11	0	0	0	0.00%	13		6				VP,SC	5	\$834.89
45909	LONG STRATTON	03/25/1986	Active	7	0	0	0	0.00%	7		0		6	R	M,VP	17	\$567.66
19814	LOUGHBOROUGH	02/24/1971	Active	22	0	0	0	0.00%	18		0		3		M,VP,SC	4	\$376.57
19883	LOUTH DISTRICT L C	01/09/1969	Active	34	2	3	-1	-2.86%	31	11	1			N	SC	0	\$2,646.34
Exc Award (06/30/2019, 06/30/2021, 06/30/2022)																	
19762	LOWESTOFT	11/16/1960	Active	27	4	3	1	3.85%	27	42	2			N	SC	16	
31475	MABLETHORPE SUTTON & DIST	12/08/1975	Active	5	1	2	-1	-16.67%	6	8	5		2		M,VP,SC	24+	
32644	MARCH	07/06/1976	Active	19	0	1	-1	-5.00%	20	37	0			N	SC	11	\$623.27
Exc Award (06/30/2018)																	
110540	MARKET RASEN	03/15/2011	Active	16	2	3	-1	-5.88%	17	4	0		3	N	SC	0	
35211	MERSEA ISLAND	03/08/1978	Active	20	0	0	0	0.00%	20		6		2		VP,SC	0	
19764	NORFOLK BROADS	02/11/1963	Active	14	3	0	3	27.27%	11		3		2		M,VP,SC	24+	\$629.92
19766	NORWICH CITY OF NORWICH	03/10/1959	Active(1)	2	0	0	0	0.00%	2		8		4		M,VP,SC	24+	
32645	NORWICH NORTH ALPHA	07/19/1976	Active	5	0	1	-1	-16.67%	6	35	2		12		M,VP,SC	N/R	
48431	NORWICH WEST	04/14/1988	Active	15	2	2	0	0.00%	16	23	5			N	SC	0	\$938.47
54885	NOTTINGHAM WEST	09/20/1993	Active	35	2	0	2	6.06%	34		7		2	N	SC	14	\$2,000.60
Exc Award (06/30/2020, 06/30/2023)																	
19767	PETERBOROUGH	04/07/1970	Active	36	1	1	0	0.00%	40	10	0			N		0	\$1,576.93
Exc Award (06/30/2018, 06/30/2023, 06/30/2024)																	
29767	RAYLEIGH	08/23/1974	Active	14	1	0	1	7.69%	13		0			N	SC	24+	\$1,554.30
136401	Reepham	09/20/2018	Active	20	4	1	3	17.65%	17	3	1			N	SC	4	\$316.15
Exc Award (06/30/2023)																	
38326	RETFORD	04/29/1980	Active	25	3	2	1	4.17%	27	5	0			N		0	
19768	ROMFORD	06/24/1965	Active	11	0	1	-1	-8.33%	12	56	2			N	M,SC	24+	\$323.61



Club Health Assessment for District 105CE through April 2025

			Status	Membership							Reports					Finance	LCIF
Club Number	Club Name	Charter Date		Current Member Count	YTD Members Added	YTD Members Dropped	YTD Net Growth	YTD Net Growth%	Member Count 12 Months Ago	Avg. length of service for dropped members	Months Since Last MMR ***	Yrs. Since Last Officer Report	President Rotation	Vice President Reported ****	Months Since Last Activity Report ***	Account Balance	Donations for current Fiscal Year
			Number of times on status quo within last two years	If below 15 members appears				If net loss is greater than 20% appears			If no report in 3 months appears in	When more than one year appears in	Number of repeat terms	Notes the officers that do not have an active	If no report at 12 months appears in red		
42680	SAFFRON WALDEN	05/11/1983	Active	9	1	2	-1	-10.00%	10	11	0		None	P,M,VP,SC	0		\$1,337.25
19893	SCUNTHORPE	05/05/1964	Active	12	0	1	-1	-7.69%	14	55	4			N	M,SC	16	
32373	SKEGNESS	06/07/1976	Active	13	2	0	2	18.18%	11		5		6	R	T,M,SC	0	\$252.82
29303	SLEAFORD & DISTRICT	05/17/1974	Active	16	0	4	-4	-20.00%	20	11	2				M,VP,SC	0	\$250.32
40155	SOUTHWELL & DISTRICT L C	06/15/1981	Active	30	0	1	-1	-3.23%	31	43	8			N		0	\$627.61
28111	SOUTHWOLD SOLE BAY	03/06/1974	Active	13	1	1	0	0.00%	13	14	2			N	M,SC	24+	\$887.49
19898	SPALDING	01/06/1971	Active	13	1	0	1	8.33%	12		0			IP	P,SC	7	\$1,299.38
31130	STAMFORD & DISTRICT	08/05/1975	Active	7	2	0	2	40.00%	5		6		9		VP,SC	1	\$376.32
38666	STOWMARKET & DISTRICT L C	06/29/1980	Active	34	1	4	-3	-8.11%	38	24	0				M,VP,SC	24+	\$627.61
43906	SWAFFHAM & DIST	05/29/1984	Active	22	1	1	0	0.00%	21	4	0			N		4	\$568.92
46320	TAVERHAM & DISTRICT L C	06/18/1986	Active	18	0	1	-1	-5.26%	19	6	7			N	T,M,SC	14	\$1,926.99
38327	THE DEEPINGS L C	04/15/1980	Active	13	1	2	-1	-7.14%	15	1	3				M,VP,SC	16	\$944.88
Exc Award (06/30/2022)																	
37363	VALE OF BELVOIR L C	06/25/1979	Active	22	2	0	2	10.00%	21		4				M,VP,SC	3	\$627.61
Exc Award (06/30/2017)																	
51448	WHITTLESEY	03/22/1991	Active	10	2	3	-1	-9.09%	11	10	1		2		M,VP,SC	0	\$314.26
62555	Winterton and District	12/10/1999	Active	25	2	6	-4	-13.79%	30	10	0		2	N	SC	18	\$500.91
19781	WISBECH	11/06/1972	Active	17	3	6	-3	-15.00%	21	5	1				VP,SC	0	\$758.46
Exc Award (06/30/2020, 06/30/2021)																	
41743	WOODBRIIDGE & DISTRICT	07/30/1982	Active	13	0	0	0	0.00%	17		10				VP,SC	24+	
65293	WOODHALL SPA	05/01/2002	Active	1	0	12	-12	-92.31%	14	10	0		None		P,S,T,M,VP SC	23	
31360	WROXHAM & HOVETON L C	11/07/1975	Active	15	0	1	-1	-6.25%	16	2	0			N	SC	24+	\$954.76
Exc Award (06/30/2021)																	
19782	WYMONDHAM	12/11/1969	Active	13	0	1	-1	-7.14%	13	25	7			N	M,SC	24+	\$188.98



Club Health Assessment for District 105CE through April 2025

				Status	Membership						Reports					Finance	LCIF
Club Number	Club Name	Charter Date		Current Member Count	YTD Members Added	YTD Members Dropped	YTD Net Growth	YTD Net Growth%	Member Count 12 Months Ago	Avg. length of service for dropped members	Months Since Last MMR ***	Yrs. Since Last Officer Report	President Rotation	Vice President Reported ****	Months Since Last Activity Report ***	Account Balance	Donations for current Fiscal Year
			Number of times on status quo within last two years	If below 15 members appears				If net loss is greater than 20% appears			If no report in 3 months appears in	When more than one year appears in	Number of repeat terms	Notes the officers that do not have an active	If no report at 12 months appears in red		

Clubs Cancelled Previous Fiscal Year – Clubs Cancelled within last 12 months may be reinstated

Club Number	Club Name	Charter Date	Current Status*	Cancellation Date
31754	HUNTINGDON GRAFHAM WATER	02/24/1976	Cancelled(6*)	01/29/2024
19887	NORTH NOTTS L C	03/04/1969	Cancelled(6*)	01/29/2024
34396	NOTTS/DERBY HEMLOCKSTONE L C	08/16/1977	Cancelled(6*)	06/29/2024
47431	WELLS NEXT THE SEA	06/09/1987	Cancelled(8*)	12/29/2023

Current Total Clubs Count	YTD New Clubs Count	YTD Cancelled Clubs Count	YTD Net Club Gain	Current Total Members Count	YTD Add	YTD Drop	YTD Net Growth	YTD Net Growth %	Member Count 12 Months Ago	Average Member Count Per Club	% of Clubs with less than 20 members	% No MMR in 3 Months	% No Officer Report in 12 Months	% of Clubs with balance 90+ days	Number of Clubs in Status Quo	% Status Quo Clubs in Financial Suspension	Number of Cancelled Clubs	Average Cancelled Club Age	Members Lost Due to Cancellation	% of Clubs Cancelled for Non-Financial Reasons
81	0	0	0	1,368	90	114	-24	-1.72%	1,442	17	65%	40%	0%	1%	0	0%	0	0	0	0%

* - P - Priority Club. Cancellation Reasons: 1-Objectives/conduct, 2-Non-active club, 5-Non-existing club, 6-Disbanding, 7-Merger, 8-Financial Suspension, 9-District/Multiple District Dues.


** - Abbreviation: P-President, S-Secretary, T-Treasurer, M-Member Chairperson, VP-First Vice President, MC-Communications Chairperson, SC-Service Chairperson

*** - Abbreviation: N/R - Never reported using the Lions Clubs website, N/A - Not applicable, No password registered for the Lions Clubs website.

**** - Abbreviation: N - New, IP - Immediate Past, R - Repeat.



Club Health Assessment for District 105CN through April 2025

			Status	Membership							Reports					Finance		LCIF
Club Number	Club Name	Charter Date		Current Member Count	YTD Members Added	YTD Members Dropped	YTD Net Growth	YTD Net Growth%	Member Count 12 Months Ago	Avg. length of service for dropped members	Months Since Last MMR ***	Yrs. Since Last Officer Report	President Rotation	Vice President Reported ****	Months Since Last Activity Report ***	Account Balance	Donations for current Fiscal Year	
			Number of times on status quo within last two years	If below 15 members appears			If net loss is greater than 20% appears				If no report in 3 months appears in	When more than one year appears in	Number of repeat terms		Notes the officers that do not have appears in an active	If no report at 12 months red		
Clubs more than two years old																		
19783	ACCRINGTON	06/08/1967	Active	8	0	0	0	0.00%	10		10			IP	M,SC	18		
Exc Award (06/30/2018)																		
35381	ANGLESEY CENTRAL L C	04/17/1978	Active	8	0	0	0	0.00%	8		11		9	R	M,SC	24+		
31756	ASHBY-DE-LA-ZOUCH & COALVILLE	02/24/1976	Active	21	0	1	-1	-4.55%	17	9	0				M,VP,SC	3		\$1,243.44
Exc Award (06/30/2023)																		
33101	Barton under Needwood & District	12/08/1976	P- Active	9	9	0	9	100.00%	6		0				M,VP,SC	1		
55969	BEAUMARIS-MENAI-AETHWY	07/11/1994	Active	5	0	0	0	0.00%	5		6		2		M,VP,SC	24+		\$252.82
55181	BERT MASON INTERNET	01/05/1994	Active	4	0	0	0	0.00%	4		9		7		M,VP,SC	24+		
47914	BIRCHWOOD	12/04/1987	Active	19	0	2	-2	-9.52%	22	16	4		3		M,VP,SC	1		\$1,576.93
34540	BIRKENHEAD	10/06/1977	Active	5	0	1	-1	-16.67%	12	29	4		3		S,T,M,VP,SC	N/R		
19786	BLACKBURN	12/19/1961	Active	6	1	3	-2	-25.00%	8	22	2		3		M,VP,SC	N/R		
19788	BOLTON	06/18/1968	Active	20	1	1	0	0.00%	20	1	0				VP	1		
Exc Award (06/30/2024)																		
31863	BRIDGNORTH	03/15/1976	Active	26	3	2	1	4.00%	25	8	1				M,VP,SC	N/R		\$3,876.07
Exc Award (06/30/2018)																		
34394	BURNLEY	08/22/1977	Active	4	0	0	0	0.00%	4		0				M,VP,SC	24+		
46930	BURNTWOOD	02/16/1987	Active	7	0	0	0	0.00%	7		13		2	R	M,SC	24+		
19790	BURY	03/23/1967	Active	13	2	2	0	0.00%	13	4	8			N	M,SC	4		
32327	CAERNARFON	05/28/1976	Active	9	0	0	0	0.00%	10		0				M,VP,SC	N/R		
108281	CANNOCK	05/06/2010	Active	10	0	1	-1	-9.09%	11	10	0			N	M,SC	2		\$248.69
47980	CHEADLE	12/31/1987	Active	11	2	2	0	0.00%	10	4	1				M,VP,SC	20		\$1,285.88
Exc Award (06/30/2023)																		
19793	CHESTER	01/06/1960	Active	13	0	2	-2	-13.33%	18	45	0				T,M,VP,SC	16		\$1,152.93
31272	CHORLEY AND LEYLAND	10/07/1975	Active	13	3	2	1	8.33%	12	1	3		7	R	M,SC	5		
19812	CITY OF LIVERPOOL	04/03/1962	Active	15	0	0	0	0.00%	15		11				VP,SC	7		




Club Health Assessment for District 105CN through April 2025

			Status	Membership							Reports					Finance		LCIF
Club Number	Club Name	Charter Date		Current Member Count	YTD Members Added	YTD Members Dropped	YTD Net Growth	YTD Net Growth%	Member Count 12 Months Ago	Avg. length of service for dropped members	Months Since Last MMR ***	Yrs. Since Last Officer Report	President Rotation	Vice President Reported ****	Months Since Last Activity Report ***	Account Balance	Donations for current Fiscal Year	
			Number of times on status quo within last two years	If below 15 members appears	If net loss is greater than 20% appears					If no report in 3 months appears in		When more than one year appears in	Number of repeat terms	Notes the officers that do not have an active	If no report at 12 months appears in red			
42679	CLITHEROE	05/16/1983	Active	13	0	2	-2	-13.33%	15	21	4		2	M,VP,SC	N/R			
30273	CONGLETON	02/28/1975	Active	9	1	1	0	0.00%	9	2	1			VP,SC	0		\$621.72	
Exc Award (06/30/2023)																		
19797	CREWE	01/16/1958	Active	11	6	1	5	83.33%	6	15	5		5	N	M,SC	11		
43509	CROSBY & DIST	02/21/1984	Active	21	1	0	1	5.00%	20		3			N	SC	1	\$1,277.31	
19800	DOUGLAS VALLEY L C	04/29/1970	Active	18	0	0	0	0.00%	19		0			N	M,SC	20		
19802	FLEETWOOD & CLEVELEYS	08/14/1973	Active	16	3	1	2	14.29%	15	10	1			N	M,SC	0		
19856	FLINT & DISTRICT L C	03/23/1973	Active	19	0	2	-2	-9.52%	21	31	0			N	SC	24+		
Exc Award (06/30/2023)																		
28197	FURNESS	03/27/1974	Active	15	2	0	2	15.38%	14		3			N	SC	24+	\$324.84	
Exc Award (06/30/2017)																		
19804	GARSTANG DISTRICT L C	03/02/1971	Active	24	1	3	-2	-7.69%	26	10	7		3	R	M,SC	0		
98962	GNOSALL NEWPORT AND DISTRICT	04/03/2007	Active	9	1	0	1	12.50%	8		3		4		VP,SC	1	\$385.24	
37169	GRANGE-OVER-SANDS & DIST L C	05/25/1979	Active	17	0	1	-1	-5.56%	18	1	3			N	M,SC	22	\$188.28	
127155	Hednesford Centennial	03/29/2016	Active	5	0	1	-1	-16.67%	6	10	0		7		M,VP,SC	24+		
19805	HEYWOOD	11/06/1972	Active	5	0	1	-1	-16.67%	6	3	6				M,VP,SC	6	\$389.81	
129831	Hyndburn Centennial	01/11/2017	Active	11	0	2	-2	-15.38%	13	9	4			R	M,SC	20		
36484	IRONBRIDGE-SEVERN GORGE L C	01/11/1979	Active	23	2	1	1	4.55%	24	0	0		None		P,M,VP,SC	24+		
Exc Award (06/30/2022)																		
20159	ISLE OF MAN L C	11/27/1968	Active	20	0	2	-2	-9.09%	22	5	0		2	N	SC	24+		
29302	KENDAL & DISTRICT	05/08/1974	Active	16	3	0	3	23.08%	15		0				M,VP,SC	1	\$1,950.03	
48872	KESWICK	08/30/1988	Active	31	1	1	0	0.00%	31	23	4				M,VP,SC	0	\$1,337.25	
19803	KIRKHAM & FYLDE RURAL LC	03/17/1964	Cancelled(6*)	0	0	3	-3	-100.00%	12	35	8	1	None		P,S,T,M,VP SC	14	\$1,467.19	
31862	KNUTSFORD & DISTRICT L C	03/17/1976	Active	22	2	0	2	10.00%	20		1		5		M,VP,SC	13	\$1,009.77	
19808	LANCASTER MORECAMBE	10/09/1968	Active	12	0	0	0	0.00%	12		6				VP,SC	0	\$577.81	



Club Health Assessment for District 105CN through April 2025

			Status	Membership							Reports					Finance	LCIF	
Club Number	Club Name	Charter Date		Current Member Count	YTD Members Added	YTD Members Dropped	YTD Net Growth	YTD Net Growth%	Member Count 12 Months Ago	Avg. length of service for dropped members	Months Since Last MMR ***	Yrs. Since Last Officer Report	President Rotation	Vice President Reported ****	Months Since Last Activity Report ***	Account Balance	Donations for current Fiscal Year	
			Number of times on status quo within last two years	If below 15 members appears			If net loss is greater than 20% appears			If no report in 3 months appears in			When more than one year appears in	Number of repeat terms	Notes the officers that do not have appears in an active	If no report at 12 months red		
Exc Award (06/30/2024)																		
52973	LEEK	04/24/1992	Active	11	1	0	1	10.00%	11		5		2	R	T,SC	24+		\$126.46
54998	LEIGH	10/26/1993	Cancelled(6*)	0	3	11	-8	-100.00%	8	14	1		None		P,S,T,M,VP SC	24+		
19811	LICHFIELD	11/27/1972	Active	5	0	10	-10	-66.67%	15	9	2		3		M,VP,SC	4		\$64.97
45908	LITTLEBOROUGH & DIST LC	03/24/1986	Active	7	0	2	-2	-22.22%	10	33	2		2		T,M,VP,SC	6		
33354	LLANDUDNO	02/08/1977	Active	40	5	1	4	11.11%	37	41	0			N	M	1		\$3,291.35
Exc Award (06/30/2020, 06/30/2023)																		
19816	LYTHAM ST ANNES	05/10/1962	Active	8	0	1	-1	-11.11%	10	51	1				M,VP,SC	24+		\$629.92
19817	MACCLESFIELD & DISTRICT	08/07/1972	Active	15	1	1	0	0.00%	15	2	3		6	N	M	2		
Exc Award (06/30/2024)																		
129830	Maghull & District	01/11/2017	Active	11	0	0	0	0.00%	11		29	1	None		P,S,T,M,VP SC	N/R		\$133.72
35600	MARYPORT	05/15/1978	Cancelled(6*)	0	0	5	-5	-100.00%	5	33	4	1	None		P,S,T,M,VP SC	24+		
37475	MATLOCK DERWENT VALLEY	08/24/1979	Active	17	1	0	1	6.25%	14		2		2	N	S,SC	8		
Exc Award (06/30/2016)																		
62583	MIDDLE MARCHES	12/27/1999	Active	3	0	0	0	0.00%	3		12		None	R	P,M,SC	10		\$446.40
138694	Nantwich	06/18/2019	Active(1)	6	0	0	0	0.00%	6		19	1	None		P,S,T,M,VP SC	24+	90+ Days	
47049	NEWCASTLE UNDER LYME	03/13/1987	Active	7	0	0	0	0.00%	8		0		5		M,VP,SC	24+		\$632.30
36482	ORMSKIRK AND DISTRICT	01/31/1979	Active	11	1	2	-1	-8.33%	12	35	5		2		M,VP,SC	24+		
30113	OSWESTRY	01/10/1975	Active	7	0	1	-1	-12.50%	8	14	0		5		M,VP,SC	24+		
31570	PENRITH	01/19/1976	Active	18	1	1	0	0.00%	18	6	1			N	M,VP,SC	14		\$2,090.57
19857	PRESTATYN AND RHYL LC	07/16/1969	Active	5	0	0	0	0.00%	5		10	1	None		P,S,T,M,VP SC	N/R		
19827	PRESTWICH	11/02/1971	Active	7	1	0	1	16.67%	6		5		4		M,VP,SC	24+		
50177	ROCHDALE	02/09/1990	Active	6	0	0	0	0.00%	6		25	1	None		P,S,T,M,VP SC	24+		
36335	ROMILEY MARPLE & DISTRICT	12/04/1978	Active	14	0	0	0	0.00%	14		0				VP	23		\$649.68
Exc Award (06/30/2021)																		
52602	RUGELEY AND DISTRICT	03/02/1992	Active	10	0	0	0	0.00%	10		3		7		VP,SC	4		



Club Health Assessment for District 105CN through April 2025

Club Number	Club Name	Charter Date	Status	Membership							Reports					Finance	LCIF
				Current Member Count	YTD Members Added	YTD Members Dropped	YTD Net Growth	YTD Net Growth%	Member Count 12 Months Ago	Avg. length of service for dropped members	Months Since Last MMR ***	Yrs. Since Last Officer Report	President Rotation	Vice President Reported ****	Months Since Last Activity Report ***	Account Balance	Donations for current Fiscal Year
			Number of times on status quo within last two years	If below 15 members appears				If net loss is greater than 20% appears			If no report in 3 months appears in	When more than one year appears in	Number of repeat terms	Notes the officers that do not have an active	If no report at 12 months appears in red		
19833	SALE AND DISTRICT	12/06/1971	Active	13	4	3	1	8.33%	17	28	0		2	N	M,SC	2	\$438.74
46847	SHEPSHED	01/27/1987	Active	23	4	1	3	15.00%	22	49	1				M,VP,SC	13	
19838	SOUTHPORT	02/13/1962	Active	20	3	0	3	17.65%	16		3			N	SC	N/R	
34040	STAFFORD	06/03/1977	Active	32	1	3	-2	-5.88%	34	5	1		4	N		0	\$887.49
Exc Award (06/30/2019, 06/30/2021, 06/30/2022)																	
19839	STOCKPORT	05/21/1968	Active	5	0	0	0	0.00%	5		28	2	None		P,S,T,M,VP SC	24+	
45705	STOCKTON HEATH & DISTRICT	01/27/1986	Active	2	0	0	0	0.00%	2		12	2	None		P,S,T,M,VP SC	24+	
28052	STOKE ON TRENT L C	02/18/1974	Active	23	1	1	0	0.00%	23	39	0			N		0	\$2,010.67
36485	STONE	01/11/1979	Active	23	2	0	2	9.52%	23		0				M,VP,SC	N/R	
60095	UPHOLLAND TAWD VALE	11/14/1997	Active	26	3	0	3	13.04%	23		0				M,VP,SC	24+	
31359	URMSTON	11/07/1975	Active	16	2	0	2	14.29%	12		5			R	S,M,SC	4	\$627.61
30205	UTTOXETER	02/07/1975	Active	25	1	1	0	0.00%	25	0	2				VP,SC	5	\$1,976.12
30888	VALE ROYAL	06/06/1975	Active	14	0	1	-1	-6.67%	15	2	0		2		M,VP	9	\$439.38
31151	WALLASEY	08/25/1975	Active	9	0	3	-3	-25.00%	15	9	6			N	SC	24+	\$9,471.88
19842	WARRINGTON	05/27/1968	Active	19	0	4	-4	-17.39%	23	6	4		6		T,M,VP,SC	N/R	
124720	Whalley and District	04/23/2015	Active	18	0	0	0	0.00%	19		9			R	SC	1	\$346.36
Exc Award (06/30/2018)																	
29413	WINDERMERE AND AMBLESIDE	05/31/1974	Active	11	0	1	-1	-8.33%	13	5	5			N	M,SC	24+	\$642.07
19858	WREXHAM MAELOR	04/19/1963	Active	8	0	0	0	0.00%	10		8			N	S,SC	0	\$227.57

Clubs Cancelled Previous Fiscal Year – Clubs Cancelled within last 12 months may be reinstated

Club Number	Club Name	Charter Date	Current Status*	Cancellation Date
47154	ALSAGER	04/13/1987	Cancelled(6*)	06/29/2024
19849	SOUTH MANCHESTER	10/07/1971	Cancelled(6*)	07/29/2023
19841	TELFORD	04/16/1969	Cancelled(6*)	06/29/2024
19850	WIRRAL	07/02/1968	Cancelled(6*)	05/29/2024



Club Health Assessment for District 105CN through April 2025

Club Number			Club Name			Charter Date			Status					Membership					Reports					Finance		LCIF
									Current Member Count	YTD Members Added	YTD Members Dropped	YTD Net Growth	YTD Net Growth%	Member Count 12 Months Ago	Avg. length of service for dropped members	Months Since Last MMR ***	Yrs. Since Last Officer Report	President Rotation	Vice President Reported ****	Months Since Last Activity Report ***	Account Balance	Donations for current Fiscal Year				
									Number of times on status quo within last two years	If below 15 members appears			If net loss is greater than 20% appears			If no report in 3 months appears in			When more than one year appears in	Number of repeat terms	Notes the officers that do not have an active		If no report at 12 months appears in red			
Current Total Clubs Count	YTD New Clubs Count	YTD Cancelled Clubs Count	YTD Net Club Gain	Current Total Members Count	YTD Add	YTD Drop	YTD Net Growth	YTD Net Growth %	Member Count 12 Months Ago	Average Member Count Per Club	% of Clubs with less than 20 members	% No MMR in 3 Months	% No Officer Report in 12 Months	% of Clubs with balance 90+ days	Number of Clubs in Status Quo	% Status Quo Clubs in Financial Suspension	Number of Cancelled Clubs	Average Cancelled Club Age	Members Lost Due to Cancellation	% of Clubs Cancelled for Non-Financial Reasons						
76	0	3	-3	1,038	79	94	-15	-1.42%	1,098	14	78%	53%	8%	1%	0	0%	3	113	19	100%						

* - P - Priority Club. Cancellation Reasons: 1-Objectives/conduct, 2-Non-active club, 5-Non-existing club, 6-Disbanding, 7-Merger, 8-Financial Suspension, 9-District/Multiple District Dues.

** - Abbreviation: P-President, S-Secretary, T-Treasurer, M-Member Chairperson, VP-First Vice President, MC-Communications Chairperson, SC-Service Chairperson

*** - Abbreviation: N/R - Never reported using the Lions Clubs website, N/A - Not applicable, No password registered for the Lions Clubs website.

**** - Abbreviation: N - New, IP - Immediate Past, R - Repeat.



Club Health Assessment for District 105CW through April 2025

			Status	Membership							Reports					Finance		LCIF
Club Number	Club Name	Charter Date		Current Member Count	YTD Members Added	YTD Members Dropped	YTD Net Growth	YTD Net Growth%	Member Count 12 Months Ago	Avg. length of service for dropped members	Months Since Last MMR ***	Yrs. Since Last Officer Report	President Rotation	Vice President Reported ****	Months Since Last Activity Report ***	Account Balance	Donations for current Fiscal Year	
			Number of times on status quo within last two years	If below 15 members appears					If net loss is greater than 20% appears			If no report in 3 months appears in	When more than one year appears in	Number of repeat terms	Notes the officers that do not have an active	If no report at 12 months red		
Clubs less than two years old																		
172952	Coventry Earlsdon	07/05/2024	Active	29	30	1	29	100.00%	0	3	3				M,VP,SC	8		\$2,176.02
154787	Coventry Holybush	06/20/2023	Active	8	0	8	-8	-50.00%	16	1	4		3		VP,SC	5		
172257	Coventry Kenyan	06/17/2024	Active	20	0	0	0	0.00%	0		10		2		M,VP,SC	N/R		
179742	Coventry Nepalese	12/05/2024	Active	20	20	0	20	100.00%	0		4				M,VP,SC	N/R	90+ Days	
154603	Coventry Phoenix	06/13/2023	Active	40	63	51	12	42.86%	30	2	0				S,VP,SC	1		\$2,940.41
Exc Award (06/30/2024)																		
154693	Coventry Sonali	06/13/2023	Active	20	6	4	2	11.11%	25	1	1		3		M,VP,SC	7		
154788	Coventry Trinity	06/20/2023	Active	21	5	2	3	16.67%	24	4	3		3		M,VP,SC	5		\$313.81
154793	Northampton Castle	06/20/2023	Active	8	0	1	-1	-11.11%	12	1	0		3		M,VP,SC	7		
172797	Rugby Heritage	08/07/2024	Active	41	43	2	41	100.00%	0	0	0			N	SC	0		\$1,291.51
153906	Warwickshire Coaching	05/17/2023	Active(1)	8	0	2	-2	-20.00%	24	5	2				T,M,VP,SC	7		
180546	Warwickshire Westwood	03/27/2025	Newly Chartered	20	20	0	20	100.00%	0		1				T,M,VP,SC	N/A		
158051	Wolverhampton Nepalese	04/30/2024	Active(1)	37	17	0	17	85.00%	20		6		2		S,M,VP,SC	N/R		
Clubs more than two years old																		
32817	ABERTILLERY	10/05/1976	Active	16	0	0	0	0.00%	16		5				M,VP,SC	24+		
49348	ALDRIDGE & DIST	03/29/1989	Cancelled(6*)	0	0	4	-4	-100.00%	6	25	7		None		P,S,T,M,VP SC	6		\$125.98
Exc Award (06/30/2017)																		
19959	AMMANFORD	02/12/1970	Active	16	2	3	-1	-5.88%	20	20	2		8	R	S,M,SC	7		\$381.80
Exc Award (06/30/2022)																		
19784	BALSALL COMMON	12/26/1973	Active	49	5	24	-19	-27.94%	68	6	0				VP	0		\$3,172.76
Exc Award (06/30/2018, 06/30/2021, 06/30/2023)																		
31471	BARWELL & EARL SHILTON	12/08/1975	Active	20	1	1	0	0.00%	20	26	2			N	SC	4		\$795.47
Exc Award (06/30/2021, 06/30/2023)																		
34312	BEDWORTH	07/18/1977	Active	7	0	0	0	0.00%	7		22		9		M,VP,SC	7		
Exc Award (06/30/2024)																		




Club Health Assessment for District 105CW through April 2025

			Status	Membership							Reports					Finance		LCIF
Club Number	Club Name	Charter Date		Current Member Count	YTD Members Added	YTD Members Dropped	YTD Net Growth	YTD Net Growth%	Member Count 12 Months Ago	Avg. length of service for dropped members	Months Since Last MMR ***	Yrs. Since Last Officer Report	President Rotation	Vice President Reported ****	Months Since Last Activity Report ***	Account Balance	Donations for current Fiscal Year	
			Number of times on status quo within last two years	If below 15 members appears				If net loss is greater than 20% appears			If no report in 3 months appears in	When more than one year appears in	Number of repeat terms	Notes the officers that do not have an active	If no report at 12 months appears in red			
44062	BILSTON & WILLENHALL L C Exc Award (06/30/2024)	06/25/1984	Active	12	4	1	3	33.33%	9	1	0		13	M,VP,SC	0		\$313.81	
37252	BIRMINGHAM ACOCKS GREEN Exc Award (06/30/2024)	06/11/1979	Active	22	2	2	0	0.00%	22	5	3			R	1		\$448.68	
47229	BIRMINGHAM CHINATOWN	04/20/1987	Active	20	1	0	1	5.26%	23		7			N	2		\$3,366.40	
46058	BIRMINGHAM HANDSWORTH	04/04/1986	Active	18	0	0	0	0.00%	18		23			M,VP,SC	6		\$376.57	
43027	BIRMINGHAM MOSELEY & KINGS HEATH	09/01/1983	Active	17	0	0	0	0.00%	19		0			VP,SC	2		\$289.13	
19960	BLACK MOUNTAINS L C	02/22/1973	Active	11	0	3	-3	-21.43%	14	10	4			VP,SC	4		\$1,820.80	
19961	BRECON	03/22/1972	Active	12	0	0	0	0.00%	12		13			VP,SC	4		\$131.65	
30206	BRIDGEND	02/07/1975	Active	19	0	1	-1	-5.00%	20	3	0			N	SC	4	\$751.16	
19976	BRISTOL BRUNEL	07/16/1971	Active	21	2	4	-2	-8.70%	23	18	0			R	0		\$6,091.67	
38076	BROMSGROVE	02/29/1980	Active	9	0	0	0	0.00%	9		1		4	M,VP,SC	4		\$767.71	
145087	Bromyard	02/16/2021	Active	11	0	0	0	0.00%	11		0		2	M,VP,SC	1		\$155.43	
38331	CAERFFILI	04/25/1980	Active	4	0	0	0	0.00%	6		11		3	P,M,VP,SC	24+		\$401.17	
19962	CARDIFF	01/18/1968	Active	10	0	1	-1	-9.09%	11	19	7		2	M,VP,SC	6		\$629.92	
29225	CARMARTHEN	04/26/1974	Active	12	1	0	1	9.09%	11		7			P,T,M,VP,SC	8			
49798	CASTLE BROMWICH & DIST	08/04/1989	Active	14	1	1	0	0.00%	14	4	9			VP,SC	7			
142354	Central West British Isles 2020 Virtual Exc Award (06/30/2021, 06/30/2023)	08/21/2020	Active	22	8	1	7	46.67%	15	4	5		2	VP	2		\$282.88	
19983	CHELTENHAM	06/15/1960	Active	12	0	1	-1	-7.69%	12	48	6			N	M,SC	6	\$312.39	
19984	CHEPSTOW AND CALDICOT	11/24/1971	Active	21	5	4	1	5.00%	12	34	0		4	VP,SC	0		\$574.16	
19986	CHIPPING SODBURY Exc Award (06/30/2017, 06/30/2024)	12/16/1970	Active	15	0	3	-3	-16.67%	17	15	2		None	P,VP,SC	13		\$629.92	
29542	CORBY & DISTRICT Exc Award (06/30/2024)	06/28/1974	Active	14	0	0	0	0.00%	13		10			N	SC	6	\$1,316.54	
49170	COTSWOLD FOSSEWAY	01/25/1989	Cancelled(6*)	0	0	2	-2	-100.00%	2	15	12		None	P,S,T,M,VP SC	6			



Club Health Assessment for District 105CW through April 2025

			Status	Membership							Reports					Finance	LCIF
Club Number	Club Name	Charter Date		Current Member Count	YTD Members Added	YTD Members Dropped	YTD Net Growth	YTD Net Growth%	Member Count 12 Months Ago	Avg. length of service for dropped members	Months Since Last MMR ***	Yrs. Since Last Officer Report	President Rotation	Vice President Reported ****	Months Since Last Activity Report ***	Account Balance	Donations for current Fiscal Year
			Number of times on status quo within last two years	If below 15 members appears				If net loss is greater than 20% appears			If no report in 3 months appears in	When more than one year appears in	Number of repeat terms	Notes the officers that do not have an active	If no report at 12 months appears in red		
55699	COVENTRY GODIVA	05/16/1994	Active	54	4	1	3	5.88%	51	1	5			N	4		\$3,150.49
	Exc Award (06/30/2018, 06/30/2022, 06/30/2024)																
45911	COVENTRY LEOFRIC	03/25/1986	Active	31	3	0	3	10.71%	25		3			VP	0		\$2,770.43
	Exc Award (06/30/2019, 06/30/2020, 06/30/2024)																
44752	DROITWICH	03/11/1985	Active	23	3	0	3	15.00%	19		1			VP,SC	0		\$628.77
	Exc Award (06/30/2024)																
45912	DUDLEY	03/21/1986	Active	3	0	4	-4	-57.14%	7	4	4			M,VP,SC	5		
39814	DURSLEY	04/28/1981	Active	30	1	2	-1	-3.23%	30	28	1		N	SC	17		
61695	FISHGUARD AND GOODWICK	03/31/1999	Active	5	0	0	0	0.00%	5		12		4	S,M,VP,SC	24+		
19993	FOREST OF DEAN L C	02/22/1973	Active	12	1	0	1	9.09%	11		1		IP	M,SC	2		\$1,746.68
19964	GLANTAW SWANSEA VALLEY	11/08/1973	Active	11	0	2	-2	-15.38%	13	29	4		2	M,VP,SC	9		\$1,315.83
	Exc Award (06/30/2016, 06/30/2018)																
19965	GOWER & LLWCHWR ESTUARY	01/11/1971	Active	11	2	4	-2	-15.38%	14	16	4		2	T,VP,SC	4		
	Exc Award (06/30/2018, 06/30/2021, 06/30/2024)																
117658	HARBOROUGH TWENTY 12	08/15/2012	Active	17	0	0	0	0.00%	17		10		2	N	M,SC	0	\$313.81
	Exc Award (06/30/2023)																
19996	HEREFORD	03/24/1959	Active	24	3	3	0	0.00%	26	18	0			M,VP,SC	7		\$1,309.84
30112	HINCKLEY BURBAGE	01/10/1975	Active	14	0	0	0	0.00%	15		9			M,VP,SC	4		\$314.96
	Exc Award (06/30/2022)																
19806	KENILWORTH	06/09/1969	Active	60	5	2	3	5.26%	57	9	2		N	SC	0		\$4,478.62
	Exc Award (06/30/2023, 06/30/2024)																
19807	KETTERING & DISTRICT L C	12/27/1972	Active	21	2	0	2	10.53%	19		0		None	P,M,VP,SC	6		\$158.07
28150	KIDDERMINSTER&DISTRICT	03/15/1974	Active	5	0	0	0	0.00%	5		12		5	M,VP,SC	4		\$313.81
30204	KINGSWINFORD-STOURBRI DGE	02/05/1975	Active	13	1	4	-3	-18.75%	17	20	0		3	M,VP,SC	2		\$1,375.99
39064	KINGTON	11/10/1980	Active	5	0	0	0	0.00%	5		13		3	M,VP,SC	7		
31757	KNOWLE & DORRIDGE	02/24/1976	Active	13	1	0	1	8.33%	12		4			M,VP,SC	22		\$658.27




Club Health Assessment for District 105CW through April 2025

			Status	Membership							Reports					Finance	LCIF	
Club Number	Club Name	Charter Date		Current Member Count	YTD Members Added	YTD Members Dropped	YTD Net Growth	YTD Net Growth%	Member Count 12 Months Ago	Avg. length of service for dropped members	Months Since Last MMR ***	Yrs. Since Last Officer Report	President Rotation	Vice President Reported ****	Months Since Last Activity Report ***	Account Balance	Donations for current Fiscal Year	
			Number of times on status quo within last two years	If below 15 members appears				If net loss is greater than 20% appears			If no report in 3 months appears in	When more than one year appears in	Number of repeat terms		Notes the officers that do not have an active	If no report at 12 months appears in red		
35387	LECHLADE & DISTRICT	04/07/1978	Active	27	1	0	1	3.85%	27		5				M,VP,SC	3		\$1,581.14
Exc Award (06/30/2021, 06/30/2024)																		
19792	LEICESTER CHARNWOOD	01/28/1974	Active	39	1	1	0	0.00%	39	43	5			N	P,SC	0		
Exc Award (06/30/2023, 06/30/2024)																		
19810	LEICESTER HOST	04/18/1952	Active	14	0	0	0	0.00%	14		8			N	M,SC	6		\$157.48
Exc Award (06/30/2023)																		
42682	LLANTWIT MAJOR AND COWBRIDGE	05/26/1983	Active	19	0	2	-2	-9.52%	22	12	1			N	SC	9		\$409.82
38813	LUTTERWORTH	07/21/1980	Active	7	2	3	-1	-12.50%	8	14	3			N	T,M,SC	6		
Exc Award (06/30/2023)																		
30473	MALVERN HILLS	03/31/1975	Active	10	0	0	0	0.00%	10		17		3		M,VP,SC	24+		\$314.96
34121	MARSTON GREEN & DIST L C	06/24/1977	Active	15	1	1	0	0.00%	16	10	4				M,VP	7		\$891.89
Exc Award (06/30/2021, 06/30/2023)																		
29383	MELTON MOWBRAY	05/23/1974	Active	31	5	1	4	14.81%	29	1	0			N	SC	0		\$777.12
Exc Award (06/30/2022, 06/30/2023, 06/30/2024)																		
29304	MONMOUTH GWENT	05/17/1974	Cancelled(6*)	0	0	2	-2	-100.00%	2	5	5		None		P,S,T,M,VP SC	7		\$818.11
19968	NEWPORT	01/25/1965	Active	20	2	0	2	11.11%	21		0			R		2		\$313.81
19821	NORTHAMPTON	09/25/1968	Active	13	4	0	4	44.44%	9		0		3		VP	2		\$410.86
Exc Award (06/30/2023)																		
39063	NORTHAMPTON EIGHTY	11/17/1980	Active	8	0	0	0	0.00%	8		0		2		M,VP,SC	7		\$156.90
38868	OADBY & WIGSTON	08/13/1980	Active	17	0	5	-5	-22.73%	23	29	0		2		VP,SC	4		
Exc Award (06/30/2024)																		
38176	PEMBROKE & PEMBROKE DOCK L C	03/11/1980	Active	13	0	1	-1	-7.14%	14	1	0		3	R	VP	9		\$1,298.54
Exc Award (06/30/2022)																		
38977	PORTHCAWL	10/21/1980	Active	20	1	3	-2	-9.09%	22	28	0		2	N	SC	18		\$634.47
19829	REDDITCH	06/19/1972	Active	15	0	1	-1	-6.25%	16	35	8		2		M,VP,SC	4		
20008	ROSS ON WYE	03/02/1971	Active	28	7	1	6	27.27%	23	3	4			N		1		\$1,934.35
Exc Award (06/30/2018, 06/30/2023)																		



Club Health Assessment for District 105CW through April 2025

			Status	Membership							Reports					Finance	LCIF	
Club Number	Club Name	Charter Date		Current Member Count	YTD Members Added	YTD Members Dropped	YTD Net Growth	YTD Net Growth%	Member Count 12 Months Ago	Avg. length of service for dropped members	Months Since Last MMR ***	Yrs. Since Last Officer Report	President Rotation	Vice President Reported ****	Months Since Last Activity Report ***	Account Balance	Donations for current Fiscal Year	
			Number of times on status quo within last two years	If below 15 members appears				If net loss is greater than 20% appears			If no report in 3 months appears in	When more than one year appears in	Number of repeat terms	Notes the officers that do not have an active	If no report at 12 months appears in red			
19832	RUGBY ROKEBY L C	01/18/1968	Active	19	2	1	1	5.56%	23	4	3			N	M,SC	3		\$627.61
	Exc Award (06/30/2021, 06/30/2022)																	
30737	RUSHDEN & DISTRICT	05/13/1975	Active	6	0	1	-1	-14.29%	7	2	5		15		T,M,VP	6		\$248.69
	Exc Award (06/30/2023)																	
30475	RUTLAND	03/31/1975	Active	24	0	1	-1	-4.00%	25	2	3				M,VP,SC	5		\$638.57
	Exc Award (06/30/2023, 06/30/2024)																	
105008	SANDWELL	03/18/2009	Active	22	0	0	0	0.00%	22		0			N	SC	1		\$404.96
	Exc Award (06/30/2021)																	
39288	SEVERN DEAN L C	01/06/1981	Active	13	1	3	-2	-13.33%	16	3	0			R	M,SC	9		\$1,803.75
	Exc Award (06/30/2024)																	
19834	SHAKESPEARE L C	01/26/1967	Active	32	3	7	-4	-11.11%	36	9	0		None		P,M,VP,SC	1		
34669	SHIRLEY	11/17/1977	Active	24	1	2	-1	-4.00%	27	3	0				VP	1		
	Exc Award (06/30/2017, 06/30/2021, 06/30/2024)																	
19836	SOLIHULL	06/24/1969	Active	12	1	1	0	0.00%	13	7	3				M,VP,SC	7		
19837	SOUTHAM	05/21/1971	Active	27	1	2	-1	-3.57%	28	7	0				M,VP,SC	0		\$629.92
39555	STOUR VALLEY	03/10/1981	Active	17	1	0	1	6.25%	16		2		None		P,VP,SC	0		
	Exc Award (06/30/2024)																	
19840	SUTTON COLDFIELD AND ERDINGTON	04/11/1962	Active	10	0	0	0	0.00%	10		21		3		M,VP,SC	24+		
19969	SWANSEA	05/16/1968	Active	6	0	0	0	0.00%	6		22		2		M,VP,SC	9		
33723	TENBY AND DISTRICT	04/30/1977	Active	12	1	8	-7	-36.84%	19	15	5				M,VP,SC	6		\$1,316.54
20014	TETBURY	10/23/1973	Active	23	2	6	-4	-14.81%	29	9	0			N	SC	7		\$1,294.43
47786	THORNBURY	10/19/1987	Active	14	1	2	-1	-6.67%	15	34	0			N	SC	6		\$8,922.64
102582	THURNBY	06/21/2008	Active	11	1	0	1	10.00%	10		5			IP	M,SC	6		
29134	TOWCESTER & DISTRICT	04/03/1974	Cancelled(6*)	0	0	8	-8	-100.00%	11	32	5		None		P,S,T,M,VP SC	5		\$206.31
29859	WALSALL	10/14/1974	Cancelled(6*)	0	0	7	-7	-100.00%	7	3	4	1	None		P,S,T,M,VP SC	24+		
19843	WARWICK	01/19/1961	Active	19	4	3	1	5.56%	18	3	0			N		9		\$944.88
19845	WELLESBOURNE	08/03/1971	Active	20	7	1	6	42.86%	14	16	0		2	R	SC	4		\$976.46



Club Health Assessment for District 105CW through April 2025

			Status	Membership							Reports				Finance	LCIF	
Club Number	Club Name	Charter Date		Current Member Count	YTD Members Added	YTD Members Dropped	YTD Net Growth	YTD Net Growth%	Member Count 12 Months Ago	Avg. length of service for dropped members	Months Since Last MMR ***	Yrs. Since Last Officer Report	President Rotation	Vice President Reported ****	Months Since Last Activity Report ***	Account Balance	Donations for current Fiscal Year
			Number of times on status quo within last two years	If below 15 members appears				If net loss is greater than 20% appears			If no report in 3 months appears in	When more than one year appears in	Number of repeat terms	Notes the officers that do not have an active	If no report at 12 months appears in red		
Exc Award (06/30/2022)																	
19844	WELLINGBOROUGH & DISTRICT	10/23/1973	Cancelled(6*)	0	2	5	-3	-100.00%	3	7	5		None	P,S,T,M,VP SC	6		\$377.95
19852	WORCESTER WORCS	07/01/1969	Active	5	1	0	1	25.00%	6		6			M,VP,SC	9		
34122	WOTTON UNDER EDGE	06/16/1977	Active	32	4	2	2	6.67%	29	24	2		3	M,VP	7		\$3,164.57
Exc Award (06/30/2024)																	

Clubs Cancelled Previous Fiscal Year – Clubs Cancelled within last 12 months may be reinstated

Club Number	Club Name	Charter Date	Current Status*	Cancellation Date
31472	BIRMINGHAM EXHIBITION	12/23/1975	Cancelled(6*)	04/29/2024
48726	BLABY & DISTRICT	06/21/1988	Cancelled(6*)	05/29/2024
145939	Ceredigion Invictus	04/21/2021	Cancelled(8*)	06/29/2024
120043	Coventry Mercia	07/25/2013	Cancelled(6*)	02/29/2024
19822	NUNEATON	03/27/1968	Cancelled(6*)	04/29/2024
32432	TAMWORTH	06/21/1976	Cancelled(6*)	12/29/2023
19851	WOLVERHAMPTON	07/31/1973	Cancelled(6*)	01/29/2024

Current Total Clubs Count	YTD New Clubs Count	YTD Cancelled Clubs Count	YTD Net Club Gain	Current Total Members Count	YTD Add	YTD Drop	YTD Net Growth	YTD Net Growth %	Member Count 12 Months Ago	Average Member Count Per Club	% of Clubs with less than 20 members	% No MMR in 3 Months	% No Officer Report in 12 Months	% of Clubs with balance 90+ days	Number of Clubs in Status Quo	% Status Quo Clubs in Financial Suspension	Number of Cancelled Clubs	Average Cancelled Club Age	Members Lost Due to Cancellation	% of Clubs Cancelled for Non-Financial Reasons
91	4	6	-2	1,672	319	230	89	5.62%	1,622	18	59%	53%	0%	1%	0	0%	6	88	28	83%

* - P - Priority Club. Cancellation Reasons: 1-Objectives/conduct, 2-Non-active club, 5-Non-existing club, 6-Disbanding, 7-Merger, 8-Financial Suspension, 9-District/Multiple District Dues.

** - Abbreviation: P-President, S-Secretary, T-Treasurer, M-Member Chairperson, VP-First Vice President, MC-Communications Chairperson, SC-Service Chairperson

*** - Abbreviation: N/R - Never reported using the Lions Clubs website, N/A - Not applicable, No password registered for the Lions Clubs website.

**** - Abbreviation: N - New, IP - Immediate Past, R - Repeat.



Club Health Assessment for District 105 N through April 2025

			Status	Membership							Reports					Finance	LCIF
Club Number	Club Name	Charter Date		Current Member Count	YTD Members Added	YTD Members Dropped	YTD Net Growth	YTD Net Growth%	Member Count 12 Months Ago	Avg. length of service for dropped members	Months Since Last MMR ***	Yrs. Since Last Officer Report	President Rotation	Vice President Reported ****	Months Since Last Activity Report ***	Account Balance	Donations for current Fiscal Year
			Number of times on status quo within last two years	If below 15 members appears				If net loss is greater than 20% appears			If no report in 3 months appears in	When more than one year appears in	Number of repeat terms	Notes the officers that do not have an active	If no report at 12 months appears in red		
Clubs more than two years old																	
32643	ABERDEEN	07/19/1976	Active	10	0	2	-2	-16.67%	13	38	4		5	M,VP,SC	24+		
105382	ABERDEEN BON ACCORD	05/01/2009	Active	9	0	3	-3	-25.00%	16	3	0		3	M,VP,SC	21		\$145.48
	Exc Award (06/30/2018)																
77736	ALLENDALE	11/21/2003	Active	17	0	3	-3	-15.00%	20	21	5			M,VP,SC	4		\$316.15
30828	ALNWICK	05/23/1975	Active	23	4	1	3	15.00%	21	19	0			N	M,SC	24+	\$3,836.22
57423	AYR & PRESTWICK L C	10/12/1995	Cancelled(6*)	0	0	0	0	0.00%	4		10	1	None	P,S,T,M,VP SC	17		
	Exc Award (06/30/2016, 06/30/2018)																
19860	BARNSELY DISTRICT L C	12/16/1965	Active	9	0	0	0	0.00%	9		7			VP,SC	N/R		
20077	BEVERLEY	07/09/1959	P- Active	3	0	0	0	0.00%	3		9		7	P,M,VP,SC	24+		
124552	Beverley Westwood	04/13/2015	Cancelled(6*)	0	0	0	0	0.00%	10		10	1	None	P,S,T,M,VP SC	24+		
	Exc Award (06/30/2017)																
60794	Boroughbridge	05/19/1998	Active	19	4	0	4	26.67%	14		0			N		0	\$1,807.52
	Exc Award (06/30/2017, 06/30/2022)																
119228	BRADFORD CENTRAL	04/24/2013	Active	9	1	2	-1	-10.00%	13	2	0			N	M,SC	0	\$259.88
115654	BRAMLEY AND WICKERSLEY	12/05/2011	Active	9	0	0	0	0.00%	9		0			M,VP,SC	0		
20079	BRIDLINGTON	08/22/1963	Active	22	7	7	0	0.00%	22	5	0			VP		13	\$64.97
19866	CASTLEFORD & PONTEFRAC T DISTRICT	11/04/1968	Active	14	0	1	-1	-6.67%	15	1	0		3	R	M,SC	1	\$517.46
	Exc Award (06/30/2024)																
20112	CITY OF EDINBURGH L C	03/16/1967	Cancelled(6*)	0	0	0	0	0.00%	4		9	1	None	P,S,T,M,VP SC	24+		
	Exc Award (06/30/2016, 06/30/2018)																
47155	COLNE VALLEY	04/06/1987	Active	11	2	2	0	0.00%	11	24	3			M,VP,SC	5		\$188.28
20081	CONSETT	12/13/1962	Active	8	0	1	-1	-11.11%	9	24	1			M,VP,SC	1		
49111	DALBEATTIE & DIST L C	12/29/1988	Active	7	0	1	-1	-12.50%	9	10	1		2	N	S,M,SC	0	\$930.78
20082	DARLINGTON	05/11/1961	Active	23	4	1	3	15.00%	20	2	0			P,M,VP,SC	1		\$1,882.83
37596	DENBY DALE DISTRICT L C	10/15/1979	Active	31	4	1	3	10.71%	28	27	0			N	P,SC	24+	\$1,579.85




Club Health Assessment for District 105 N through April 2025

			Status	Membership							Reports					Finance		LCIF
Club Number	Club Name	Charter Date		Current Member Count	YTD Members Added	YTD Members Dropped	YTD Net Growth	YTD Net Growth%	Member Count 12 Months Ago	Avg. length of service for dropped members	Months Since Last MMR ***	Yrs. Since Last Officer Report	President Rotation	Vice President Reported ****	Months Since Last Activity Report ***	Account Balance	Donations for current Fiscal Year	
			Number of times on status quo within last two years	If below 15 members appears				If net loss is greater than 20% appears			If no report in 3 months appears in	When more than one year appears in	Number of repeat terms	Notes the officers that do not have an active	If no report at 12 months red			
20083	DERWENT L C	12/27/1972	Active	14	1	1	0	0.00%	14	1	2			VP,SC	0		\$3,287.96	
19869	DONCASTER	03/31/1958	Active	12	2	2	0	0.00%	12	4	0			M,VP,SC	0		\$314.96	
36336	DONCASTER WENT VALLEY	12/04/1978	Active	17	6	1	5	41.67%	13	6	0		N	M,SC	0			
20084	DRIFFIELD DISTRICT	04/04/1957	Cancelled(6*)	0	0	8	-8	-100.00%	9	14	4		None	P,S,T,M,VP SC	24+			
20113	DUMBARTON	03/10/1970	Active	9	0	0	0	0.00%	10		10		3	M,VP,SC	24+			
40645	DUMFRIES	12/22/1981	Active	23	3	1	2	9.52%	24	41	0		R	M,SC	0		\$790.79	
39635	DUNDEE CITY	03/31/1981	Active	7	0	0	0	0.00%	6		9			M,VP,SC	N/R		\$251.97	
20085	DURHAM CITY	10/02/1970	Active	8	0	1	-1	-11.11%	9	2	6		N	M,SC	24+			
Exc Award (06/30/2016)																		
36483	EASINGWOLD DISTRICT L C	01/15/1979	Active	17	3	0	3	21.43%	14		2		2	M,VP	1		\$1,525.53	
Exc Award (06/30/2016, 06/30/2018)																		
55564	ELMET	04/18/1994	Active	16	4	1	3	23.08%	13	8	1		4	M,VP,SC	1		\$327.49	
Exc Award (06/30/2017)																		
20086	FILEY	06/04/1964	Active	16	0	3	-3	-15.79%	19	1	1		N		0		\$2,246.64	
Exc Award (06/30/2018, 06/30/2019)																		
19871	GARFORTH & DISTRICT L C	10/16/1972	Active	30	2	3	-1	-3.23%	32	7	1		N		0		\$2,372.85	
20087	GOOLE DISTRICT L C	12/07/1966	Active	8	0	1	-1	-11.11%	10	1	0		6	N	T,M,SC	3		
20088	HALTEMPRICE L C	12/18/1973	Active	9	0	0	0	0.00%	10		10		2	P,S,M,VP,SC	N/R			
19875	HARROGATE	02/16/1956	Active	8	0	0	0	0.00%	8		9		R	M,SC	24+		\$186.52	
20114	HELENSBURGH	02/18/1964	Active	12	0	0	0	0.00%	12		2		4	VP	1		\$649.69	
67028	HOLDERNESS	12/19/2002	Active	12	2	0	2	20.00%	10		0			T,M,VP,SC	24+		\$515.28	
38472	HOLME VALLEY	05/01/1980	Active	11	0	1	-1	-8.33%	13	15	5		2	R	SC	2	\$1,380.74	
20090	HORNSEA DISTRICT L C	03/09/1967	Active	27	3	4	-1	-3.57%	31	3	1		N	M,SC	4		\$2,542.82	
Exc Award (06/30/2022)																		
19877	HUDDERSFIELD	07/05/1954	Active	7	3	2	1	16.67%	5	2	0			S,M,VP,SC	24+			
19879	KEIGHLEY	02/10/1955	Active	25	1	3	-2	-7.41%	26	3	3		N	M,SC	4		\$467.71	
Exc Award (06/30/2023)																		




Club Health Assessment for District 105 N through April 2025

			Status	Membership							Reports					Finance	LCIF
Club Number	Club Name	Charter Date		Current Member Count	YTD Members Added	YTD Members Dropped	YTD Net Growth	YTD Net Growth%	Member Count 12 Months Ago	Avg. length of service for dropped members	Months Since Last MMR ***	Yrs. Since Last Officer Report	President Rotation	Vice President Reported ****	Months Since Last Activity Report ***	Account Balance	Donations for current Fiscal Year
			Number of times on status quo within last two years	If below 15 members appears				If net loss is greater than 20% appears			If no report in 3 months appears in	When more than one year appears in	Number of repeat terms	Notes the officers that do not have an active	If no report at 12 months appears in red		
46846	KNARESBOROUGH	01/23/1987	Active	38	3	4	-1	-2.56%	40	23	1			N	24+		\$2,440.93
19880	LEEDS AND SKYRACK	07/28/1952	Active	11	1	2	-1	-8.33%	14	39	5			M,VP,SC	0		\$310.86
35693	MALTBY ROTHER VALLEY L C	05/26/1978	Active	21	4	6	-2	-8.70%	20	15	0			N	1		
20094	MALTON NORTON	08/22/1963	Active	22	0	0	0	0.00%	22		8			M,VP,SC	0		\$1,905.86
	Exc Award (06/30/2016)																
47332	MINSTER LIONS CLUB OF YORK	05/13/1987	Active	13	0	0	0	0.00%	14		3			M,VP,SC	3		\$1,147.36
35074	MORLEY & DISTRICT	02/10/1978	Active	8	2	0	2	33.33%	8		2		10	M,VP,SC	11		
20095	MORPETH	03/31/1972	Active	31	1	3	-2	-6.06%	33	14	0		2	M,VP,SC	0		\$1,203.64
	Exc Award (06/30/2016, 06/30/2022)																
44452	NORTH WOLDS	12/06/1984	Active	5	0	1	-1	-16.67%	7	40	3		2	M,VP,SC	24+		
45913	OBAN & LORN L C	03/03/1986	Active	11	0	0	0	0.00%	11		8			M,VP,SC	24+		
38664	OTLEY	06/17/1980	Active	10	2	0	2	25.00%	8		0		2	M,VP,SC	0		\$627.61
44995	PETERLEE & DIST	05/30/1985	Active	6	0	0	0	0.00%	6		8		9	M,VP,SC	24+		
	Exc Award (06/30/2018)																
20097	POCKLINGTON DISTRICT	02/26/1962	Active	18	1	3	-2	-10.00%	20	11	0			N	24+		
40250	PONTELAND	07/21/1981	Active	9	2	0	2	28.57%	7		3			M,VP,SC	N/R		\$389.81
51918	PRUDHOE MID TYNE	07/22/1991	Active	10	0	0	0	0.00%	12		9		2	M,VP	2		\$647.21
19891	ROTHERHAM	05/30/1960	Active	11	0	0	0	0.00%	11		8		3	M,VP,SC	24+		
19892	ROTHWELL DISTRICT L C	11/25/1968	Active	20	0	2	-2	-9.09%	22	26	0		2	VP,SC	0		\$1,026.26
20100	RYEDALE L C	02/09/1967	Active	26	2	2	0	0.00%	25	36	0			N	0		\$1,284.14
	Exc Award (06/30/2018)																
20101	SCARBOROUGH	06/08/1959	Active	9	3	1	2	28.57%	11	0	0			M,VP,SC	0		\$385.24
37364	STONEHAVEN & DISTRICT L C	06/29/1979	Active	12	0	2	-2	-14.29%	16	21	4			N	10		
	Exc Award (06/30/2016)																
20104	SUNDERLAND	07/27/1964	Active	9	2	0	2	28.57%	9		3			M,VP,SC	1		\$565.78
44063	TEESDALE DISTRICT L C	06/14/1984	Active	19	3	0	3	18.75%	16		3			M,VP	1		\$186.52



Club Health Assessment for District 105 N through April 2025

			Status	Membership							Reports					Finance	LCIF	
Club Number	Club Name	Charter Date		Current Member Count	YTD Members Added	YTD Members Dropped	YTD Net Growth	YTD Net Growth%	Member Count 12 Months Ago	Avg. length of service for dropped members	Months Since Last MMR ***	Yrs. Since Last Officer Report	President Rotation	Vice President Reported ****	Months Since Last Activity Report ***	Account Balance	Donations for current Fiscal Year	
			Number of times on status quo within last two years	If below 15 members appears			If net loss is greater than 20% appears			If no report in 3 months appears in			When more than one year appears in	Number of repeat terms	Notes the officers that do not have an active	If no report at 12 months appears in red		
Exc Award (06/30/2018)																		
20106	THIRSK & NORTHALLERTON	03/25/1969	Active	8	1	0	1	14.29%	8		8			N	1		\$909.31	
Exc Award (06/30/2016, 06/30/2019)																		
19901	THORNE RURAL L C	10/05/1970	Active	26	0	0	0	0.00%	26		1			N	SC	0	\$1,264.60	
Exc Award (06/30/2023, 06/30/2024)																		
34976	TICKHILL & DISTRICT L C	01/25/1978	Active	27	3	6	-3	-10.00%	31	19	2		None		P,VP	12	\$2,515.06	
Exc Award (06/30/2021, 06/30/2022)																		
33870	TYNEDALE L C	05/18/1977	Active	30	3	4	-1	-3.23%	31	16	1		2		M,VP,SC	1	\$1,927.22	
19903	WETHERBY DISTRICT L C	01/17/1966	Active	12	1	1	0	0.00%	13	1	4		2	N	M	1		
20108	WHITBY DISTRICT L C	04/06/1970	Active	17	2	0	2	13.33%	16		5			N	SC	N/R	\$621.72	
20109	WITHERNSEA	08/11/1967	Active	9	2	5	-3	-25.00%	13	19	1				M,VP,SC	24+	\$314.96	
52423	YARM DISTRICT L C	01/22/1992	Active	8	0	0	0	0.00%	8		0				M,VP,SC	4	\$642.07	

Clubs Cancelled Previous Fiscal Year – Clubs Cancelled within last 12 months may be reinstated

Club Number	Club Name	Charter Date	Current Status*	Cancellation Date
44861	BRIGHOUSE & DISTRICT	04/03/1985	Cancelled(6*)	04/29/2024
19885	MEXBOROUGH	05/18/1970	Cancelled(6*)	07/29/2023

Current Total Clubs Count	YTD New Clubs Count	YTD Cancelled Clubs Count	YTD Net Club Gain	Current Total Members Count	YTD Add	YTD Drop	YTD Net Growth	YTD Net Growth %	Member Count 12 Months Ago	Average Member Count Per Club	% of Clubs with less than 20 members	% No MMR in 3 Months	% No Officer Report in 12 Months	% of Clubs with balance 90+ days	Number of Clubs in Status Quo	% Status Quo Clubs in Financial Suspension	Number of Cancelled Clubs	Average Cancelled Club Age	Members Lost Due to Cancellation	% of Clubs Cancelled for Non-Financial Reasons
65	0	4	-4	968	94	99	-5	-0.51%	1,028	15	74%	42%	0%	0%	0	0%	4	64	8	100%

* - P - Priority Club. Cancellation Reasons: 1-Objectives/conduct, 2-Non-active club, 5-Non-existing club, 6-Disbanding, 7-Merger, 8-Financial Suspension, 9-District/Multiple District Dues.

** - Abbreviation: P-President, S-Secretary, T-Treasurer, M-Member Chairperson, VP-First Vice President, MC-Communications Chairperson, SC-Service Chairperson

*** - Abbreviation: N/R - Never reported using the Lions Clubs website, N/A - Not applicable, No password registered for the Lions Clubs website.

**** - Abbreviation: N - New, IP - Immediate Past, R - Repeat.



Club Health Assessment for District 105SC through April 2025

			Status	Membership							Reports					Finance		LCIF
Club Number	Club Name	Charter Date		Current Member Count	YTD Members Added	YTD Members Dropped	YTD Net Growth	YTD Net Growth%	Member Count 12 Months Ago	Avg. length of service for dropped members	Months Since Last MMR ***	Yrs. Since Last Officer Report	President Rotation	Vice President Reported ****	Months Since Last Activity Report ***	Account Balance	Donations for current Fiscal Year	
			Number of times on status quo within last two years	If below 15 members appears				If net loss is greater than 20% appears			If no report in 3 months appears in	When more than one year appears in	Number of repeat terms	Notes the officers that do not have appears in an active	If no report at 12 months red			
Clubs more than two years old																		
39890	ABINGDON	05/22/1981	Active	7	3	9	-6	-46.15%	14	8	3		None	P,S,M,VP	4		\$376.57	
19906	ALTON	01/16/1973	Active	34	3	3	0	0.00%	34	17	1			N	3		\$376.57	
19910	BASINGSTOKE	01/11/1967	Active	13	0	4	-4	-23.53%	16	12	2		2	M,VP	11		\$302.92	
19912	BLANDFORD AND DISTRICT LC	02/22/1973	Active	8	0	3	-3	-27.27%	11	19	1		3	M,VP,SC	24+			
19915	BOURNEMOUTH AND CHRISTCHURCH Exc Award (06/30/2016)	04/12/1961	Cancelled(8*)	0	0	1	-1	-100.00%	14	25	8	1	None	P,S,T,M,VP SC	24+	90+ Days		
19916	BRACKNELL	06/27/1968	Active	9	0	0	0	0.00%	8		11		2	N	M,SC	1		
19917	BRADFORD ON AVON	04/29/1970	Active	20	3	1	2	11.11%	19	3	1			M,VP,SC	0		\$128.41	
62464	BURNHAM BUCKS	11/08/1999	Cancelled(6*)	0	0	0	0	0.00%	9		9	1	None	P,S,T,M,VP SC	10			
19980	CALNE Exc Award (06/30/2018)	06/12/1972	Active	28	2	1	1	3.70%	27	47	3			N	M,SC	23		
19985	CHIPPENHAM Exc Award (06/30/2017)	10/23/1973	Active	27	4	4	0	0.00%	26	12	0			N		4	\$1,322.83	
63855	CROFTON	12/18/2000	Active	19	6	4	2	11.76%	17	11	2		7	M,VP,SC	2			
19989	DEVIZES	03/16/1970	Active	34	5	6	-1	-2.86%	35	29	0			N		0	\$100.00	
19922	EASTLEIGH Exc Award (06/30/2023)	09/18/1964	Active	13	0	1	-1	-7.14%	15	2	4		None	P,M,VP,SC	0			
19924	FAREHAM	02/08/1962	Active	3	2	7	-5	-62.50%	9	19	0		2	S,T,M,VP,SC	0			
35383	FARNBOROUGH & ALDERSHOT (CIO)	04/04/1978	Active	18	3	5	-2	-10.00%	10	5	0			M,VP,SC	4			
28196	FLEET Exc Award (06/30/2023)	03/27/1974	Active	50	2	1	1	2.04%	59	8	0			N		0	\$3,143.31	
37521	GILLINGHAM MERE & SHAFTESBURY	09/20/1979	Active	18	3	0	3	20.00%	18		1		2	R	M,SC	0		
19957	GUERNSEY	06/05/1967	Active	15	2	0	2	15.38%	12		2			VP,SC	0		\$2,044.14	
54192	HART	03/08/1993	Active	16	3	2	1	6.67%	15	18	4		2	M,VP,SC	8			



Club Health Assessment for District 105SC through April 2025

Club Number	Club Name	Charter Date	Status	Membership							Reports					Finance	LCIF
				Current Member Count	YTD Members Added	YTD Members Dropped	YTD Net Growth	YTD Net Growth%	Member Count 12 Months Ago	Avg. length of service for dropped members	Months Since Last MMR ***	Yrs. Since Last Officer Report	President Rotation	Vice President Reported ****	Months Since Last Activity Report ***	Account Balance	Donations for current Fiscal Year
			Number of times on status quo within last two years	If below 15 members appears				If net loss is greater than 20% appears			If no report in 3 months appears in	When more than one year appears in	Number of repeat terms	Notes the officers that do not have an active	If no report at 12 months appears in red		
19926	HAVANT	11/03/1964	Active	12	0	1	-1	-7.69%	14	5	9		2	N	0		
59454	HAYLING ISLAND	05/05/1997	Active	28	3	6	-3	-9.68%	29	15	0		None	P,M,VP,SC	0	90+ Days	
	Exc Award (06/30/2019)																
19927	HENLEY ON THAMES	01/04/1971	Active	17	1	1	0	0.00%	20	10	0			M,VP	0		\$313.81
	Exc Award (06/30/2023)																
29385	HIGHWORTH & DISTRICT	05/29/1974	Active	15	7	1	6	66.67%	9	1	0		5	M,VP,SC	24		\$5,733.11
47066	HOOK-ODIHAM	03/23/1987	Active	23	3	1	2	9.52%	22	2	0			VP	1		\$948.45
	Exc Award (06/30/2017, 06/30/2022, 06/30/20																
36732	ISLE OF WIGHT NEWPORT L C	03/06/1979	Active	6	0	0	0	0.00%	10		10		4	M,VP	0		\$313.81
19929	ISLE OF WIGHT RYDE	01/13/1970	Active	7	0	5	-5	-41.67%	12	20	4			M,VP,SC	24+		
36650	ISLE OF WIGHT SANDOWN SHANKLIN	02/28/1979	Active	11	4	2	2	22.22%	9	15	1			M,VP,SC	24+		
19958	JERSEY	09/02/1963	Active	30	1	2	-1	-3.23%	32	48	3		N	M,SC	24+		\$6,496.89
31273	LODDON VALLEY	10/15/1975	Active	16	1	7	-6	-27.27%	22	21	1		N	SC	0		\$1,006.49
19930	MAIDENHEAD	05/25/1973	Active	37	7	0	7	23.33%	29		0		R	SC	2		\$1,929.30
31568	MARLBOROUGH & DISTRICT	01/06/1976	Active	10	0	1	-1	-9.09%	11	19	5		6	M,VP	4		\$642.07
29305	MELKSHAM	05/03/1974	Active	19	3	1	2	11.76%	16	1	2		N	M,SC	24+		\$534.48
19931	MEON VALLEY L C	01/24/1973	Active	24	0	1	-1	-4.00%	25	22	7			M,VP,SC	24+		\$1,631.79
19933	New Milton & District	06/24/1971	Active	30	2	1	1	3.45%	31	14	1		N	SC	24+		\$1,714.95
19932	NEWBURY	03/12/1970	Active	14	2	1	1	7.69%	13	0	3			M,VP,SC	24+		
19937	PETERSFIELD	03/24/1972	Active	20	0	1	-1	-4.76%	21	16	3		N	M,SC	1		
	Exc Award (06/30/2021)																
19938	POOLE	03/18/1965	Active	16	1	2	-1	-5.88%	17	6	2		2	N	VP,SC	4	\$602.50
19940	READING	06/15/1965	Active	17	1	2	-1	-5.56%	22	9	0		N	M,SC	0		\$313.81
	Exc Award (06/30/2021)																
19941	RINGWOOD AND FORDINGBRIDGE	04/06/1970	Active	12	1	3	-2	-14.29%	14	32	0			VP,SC	2		\$316.15
	Exc Award (06/30/2023)																



Club Health Assessment for District 105SC through April 2025

			Status	Membership							Reports					Finance	LCIF
Club Number	Club Name	Charter Date		Current Member Count	YTD Members Added	YTD Members Dropped	YTD Net Growth	YTD Net Growth%	Member Count 12 Months Ago	Avg. length of service for dropped members	Months Since Last MMR ***	Yrs. Since Last Officer Report	President Rotation	Vice President Reported *****	Months Since Last Activity Report ***	Account Balance	Donations for current Fiscal Year
			Number of times on status quo within last two years	If below 15 members appears				If net loss is greater than 20% appears			If no report in 3 months appears in	When more than one year appears in	Number of repeat terms	Notes the officers that do not have an active	If no report at 12 months appears in red		
36733	ROMSEY AND WATERSIDE Exc Award (06/30/2016)	03/19/1979	Active	14	0	0	0	0.00%	14		3		None	P,S,M,VP,SC	18		\$680.31
19942	SALISBURY AND DISTRICT	08/15/1962	Active	12	1	1	0	0.00%	12	9	4		2	VP,SC	4		\$251.97
32374	SWANWICK	06/11/1976	Active	18	5	0	5	38.46%	12		1			IP SC	1		
20013	SWINDON	10/27/1964	Active	21	1	2	-1	-4.55%	22	2	1		2	N SC	0		\$1,469.77
30017	TROWBRIDGE WILTS	12/13/1974	Active	12	0	2	-2	-14.29%	15	12	4			N SC	4		\$379.38
19949	WAREHAM Exc Award (06/30/2023)	06/29/1971	Active	26	1	0	1	4.00%	25		2			P,M,VP,SC	0		
19950	WARMINSTER Exc Award (06/30/2023)	01/21/1964	Active	20	0	1	-1	-4.76%	23	11	9			N	1		\$629.92
19952	WESTBURY Exc Award (06/30/2016)	04/25/1973	Active	28	4	3	1	3.70%	38	8	4			N	7		\$1,264.60
19954	WIMBORNE & FERNDOWN	05/22/1969	Active	11	3	5	-2	-15.38%	13	28	3			N SC	24+		\$3,863.36
19956	WINDSOR	08/15/1961	Active	30	5	0	5	20.00%	27		0			N SC	24+		\$1,194.77
29384	WOKINGHAM BERKS	05/23/1974	Active	42	6	2	4	10.53%	39	14	0			N	0		\$5,181.10
38867	WOODLEY & EARLEY L C Exc Award (06/30/2024)	08/18/1980	Active	22	3	1	2	10.00%	18	2	0			N M	3		\$948.45
40026	WOOLMER FOREST L C	06/15/1981	Active	22	4	1	3	15.79%	19	4	0		3	R SC	0		\$3,099.20
40027	YATELEY & DISTRICT L C	06/23/1981	Active	28	3	2	1	3.70%	28	1	0		3	M,VP,SC	0		\$565.73

Clubs Cancelled Previous Fiscal Year – Clubs Cancelled within last 12 months may be reinstated

Club Number	Club Name	Charter Date	Current Status*	Cancellation Date
31361	ISLE OF WIGHT VENTNOR	11/18/1975	Cancelled(8*)	06/29/2024



Club Health Assessment for District 105SC through April 2025

				Status				Membership						Reports				Finance		LCIF	
Club Number	Club Name	Charter Date																			
			</																		

* - P - Priority Club. Cancellation Reasons: 1-Objectives/conduct, 2-Non-active club, 5-Non-existing club, 6-Disbanding, 7-Merger, 8-Financial Suspension, 9-District/Multiple District Dues.

** - Abbreviation: P-President, S-Secretary, T-Treasurer, M-Member Chairperson, VP-First Vice President, MC-Communications Chairperson, SC-Service Chairperson

*** - Abbreviation: N/R - Never reported using the Lions Clubs website, N/A - Not applicable, No password registered for the Lions Clubs website.

**** - Abbreviation: N - New, IP - Immediate Past, R - Repeat.




Club Health Assessment for District 105SE through April 2025

			Status	Membership							Reports					Finance		LCIF
Club Number	Club Name	Charter Date		Current Member Count	YTD Members Added	YTD Members Dropped	YTD Net Growth	YTD Net Growth%	Member Count 12 Months Ago	Avg. length of service for dropped members	Months Since Last MMR ***	Yrs. Since Last Officer Report	President Rotation	Vice President Reported ****	Months Since Last Activity Report ***	Account Balance	Donations for current Fiscal Year	
			Number of times on status quo within last two years	If below 15 members appears			If net loss is greater than 20% appears				If no report in 3 months appears in		When more than one year appears in	Number of repeat terms	Notes the officers that do not have an active	If no report at 12 months appears in red		
Clubs more than two years old																		
20066	ADUR EAST	02/12/1957	Active	29	1	2	-1	-3.33%	30	5	0			N	SC	24+		
Exc Award (06/30/2019)																		
134705	Ashford	05/10/2018	Active	8	0	0	0	0.00%	9		10		2	R	M,SC	24+		
20024	BEXHILL ON SEA	08/03/1971	Active	31	0	6	-6	-16.22%	37	3	0			N	SC	9		\$958.67
Exc Award (06/30/2017, 06/30/2023, 06/30/20																		
20025	BEXLEY SIDCUP	12/27/1962	Active	21	1	0	1	5.00%	20		1			R	SC	18		
20026	BILLINGSHURST & DISTRICT	11/26/1973	Active	31	2	4	-2	-6.06%	32	16	0			N	P,SC	24+		\$821.99
20027	BOGNOR REGIS	10/13/1965	Active	8	0	0	0	0.00%	8		12			R	M	0		
20028	BRIGHTON	09/27/1950	Active	15	0	0	0	0.00%	16		10			N		24		\$2,597.09
46650	BROMLEY	11/21/1986	Active	23	4	2	2	9.52%	18	8	0			N	SC	0		\$1,294.43
20029	BURGESS HILL DISTRICT	03/14/1955	Active	36	2	3	-1	-2.70%	36	25	0			N	SC	24		\$1,501.30
Exc Award (06/30/2016, 06/30/2023)																		
36145	CATERHAM OXTED & GODSTONE L C	10/04/1978	Active	21	0	1	-1	-4.55%	23	10	0		2		VP	1		\$754.33
Exc Award (06/30/2016, 06/30/2018)																		
20031	CHANCTONBURY	03/04/1958	Active	7	0	0	0	0.00%	7		16	1	None		P,S,T,M,VP SC	N/R		
20032	CHICHESTER	10/04/1966	Active	19	0	1	-1	-5.00%	21	10	3		None	N	P,M,SC	24+		\$251.04
Exc Award (06/30/2017)																		
29744	CRANLEIGH & DISTRICT	08/06/1974	Active	55	0	2	-2	-3.51%	56	8	4			N		10		\$1,946.59
Exc Award (06/30/2018, 06/30/2019, 06/30/20																		
52459	DARENT VALLEY	01/31/1992	Active	3	0	2	-2	-40.00%	5	38	2		None		P,T,M,VP,SC	24+		
20035	DARTFORD	01/30/1969	Active	39	3	1	2	5.41%	37	4	0			N	SC	0		\$964.29
Exc Award (06/30/2019, 06/30/2023)																		
20036	DOVER DISTRICT L C	06/16/1971	Active	13	0	2	-2	-13.33%	15	30	0		2		M,VP,SC	3		\$791.57
20037	EAST GRINSTEAD	04/09/1968	Active	31	2	3	-1	-3.13%	32	5	0		2	N	M,SC	4		\$1,259.84
Exc Award (06/30/2023)																		
20039	FARNHAM	05/13/1968	Active	44	4	7	-3	-6.38%	46	18	0			N	SC	22		



Club Health Assessment for District 105SE through April 2025

			Status	Membership							Reports					Finance	LCIF
Club Number	Club Name	Charter Date		Current Member Count	YTD Members Added	YTD Members Dropped	YTD Net Growth	YTD Net Growth%	Member Count 12 Months Ago	Avg. length of service for members	Months Since Last MMR ***	Yrs. Since Last Officer Report	President Rotation	Vice President Reported ****	Months Since Last Activity Report ***	Account Balance	Donations for current Fiscal Year
			Number of times on status quo within last two years	If below 15 members appears				If net loss is greater than 20% appears			If no report in 3 months appears in	When more than one year appears in	Number of repeat terms	Notes the officers that do not have an active	If no report at 12 months red		
20040	FOLKESTONE	12/04/1969	Active	21	3	0	3	16.67%	19		0		2	M,VP,SC	16		\$629.92
20042	GILLINGHAM	04/14/1970	Active	11	0	4	-4	-26.67%	15	16	3			VP	24+		
20044	GUILDFORD	03/13/1967	Active	41	1	1	0	0.00%	41	2	1			N	SC	0	\$1,881.56
	Exc Award (06/30/2019)																
20045	HAILSHAM	05/07/1970	Active	16	0	4	-4	-20.00%	20	29	0		2	N	M,SC	24+	
20046	HASTINGS	03/11/1969	Active	10	3	2	1	11.11%	12	1	0			N		24+	
20047	HAYWARDS HEATH	05/16/1962	Active	6	1	0	1	20.00%	5		2		3		M,VP,SC	24+	\$324.84
20049	HORLEY	11/26/1963	Active	32	3	2	1	3.23%	34	4	1		2		VP,SC	24+	\$629.92
20050	HORSHAM	12/13/1962	Active	18	0	2	-2	-10.00%	20	8	1		None		P,M,VP,SC	0	\$621.72
41925	LANCING & SOMPTING	10/22/1982	Active	21	0	2	-2	-8.70%	23	23	1				P,T,M,VP,SC	24+	\$642.07
20053	LEATHERHEAD & DISTRICT L C	06/28/1973	Active	12	1	0	1	9.09%	14		0			IP		23	
20055	LITTLEHAMPTON DISTRICT	11/06/1969	Active	25	9	7	2	8.70%	23	13	2				M,VP,SC	3	\$732.74
20056	MAIDSTONE	09/23/1959	Active	19	0	0	0	0.00%	19		1				M,VP,SC	7	\$1,243.44
20057	MALLING DISTRICT L C	09/08/1970	Active	12	1	1	0	0.00%	13	2	1				VP,SC	24+	\$1,120.33
51465	MIDHURST	03/26/1991	Active	8	0	0	0	0.00%	8		15		6		M,VP,SC	24+	
	Exc Award (06/30/2018)																
20060	NEWHAVEN PEACEHAVEN & SEAFORD	10/23/1969	Active	8	0	1	-1	-11.11%	9	17	6		5		M,VP	19	\$2,071.58
20061	NORTHFLEET & EBBSFLEET	09/28/1972	Active	13	0	0	0	0.00%	12		0		2	N		24+	\$629.92
	Exc Award (06/30/2018, 06/30/2019, 06/30/2020)																
41926	PADDOCK WOOD & DISTRICT	10/20/1982	Active	17	0	0	0	0.00%	18		0				M,VP,SC	21	
	Exc Award (06/30/2018, 06/30/2023)																
20064	ROTTINGDEAN & SALTDEAN	04/19/1973	Active	17	0	3	-3	-15.00%	21	36	4			N		0	
32816	SELSEY & DISTRICT	10/05/1976	Active	22	2	1	1	4.76%	21	2	0			N	M	24+	\$125.98
	Exc Award (06/30/2023)																
20065	SEVENOAKS	09/25/1968	Active	24	0	3	-3	-11.11%	28	7	3		2		VP,SC	21	\$809.34



Club Health Assessment for District 105SE through April 2025

			Status	Membership							Reports					Finance		LCIF
Club Number	Club Name	Charter Date		Current Member Count	YTD Members Added	YTD Members Dropped	YTD Net Growth	YTD Net Growth%	Member Count 12 Months Ago	Avg. length of service for dropped members	Months Since Last MMR ***	Yrs. Since Last Officer Report	President Rotation	Vice President Reported ****	Months Since Last Activity Report ***	Account Balance	Donations for current Fiscal Year	
			Number of times on status quo within last two years	If below 15 members appears				If net loss is greater than 20% appears			If no report in 3 months appears in	When more than one year appears in	Number of repeat terms	Notes the officers that do not have an active	If no report at 12 months appears in red			
20054	SOUTH EAST BRITISH ISLES VIRTUAL	09/03/1970	Active	13	2	2	0	0.00%	14	29	2			N	M,SC	20		
40156	SOUTHBOROUGH	06/15/1981	Active	12	1	2	-1	-7.69%	13	18	0		2		M,VP,SC	1	\$248.69	
55160	SOUTHBORNE WEST SUSSEX Exc Award (06/30/2019)	12/27/1993	Active	20	1	2	-1	-4.76%	20	10	0		9	R	M,SC	24+	\$251.96	
20067	SWALE	02/23/1971	Active	12	0	1	-1	-7.69%	13	27	8				VP,SC	24+	\$621.72	
20069	TENTERDEN	09/27/1957	Active	17	0	7	-7	-29.17%	25	1	6		2		M,VP	24+	\$629.92	
20070	THANET L C Exc Award (06/30/2023)	01/08/1968	Active	18	1	2	-1	-5.26%	19	2	0				VP,SC	0	\$850.98	
20071	TONBRIDGE	02/09/1950	Active	41	1	2	-1	-2.38%	42	12	0		None		P,T,M,VP,SC	24+	\$967.67	
20073	UCKFIELD DISTRICT	10/02/1968	Active	34	2	1	1	3.03%	33	1	0			N	SC	1	\$3,765.66	
20048	WHITSTABLE, HERNE BAY, CANTERBURY Exc Award (06/30/2016)	12/08/1971	Active	28	2	2	0	0.00%	28	5	1			N	M,SC	23	\$1,382.34	
31168	WOKING Exc Award (06/30/2018)	09/08/1975	Active	16	0	2	-2	-11.11%	19	5	3		2		S,M,VP,SC	24+		
31476	WOOLWICH & GREENWICH L C	12/16/1975	Active	19	2	0	2	11.76%	18		0				VP,SC	24+		
20075	WORTHING	11/26/1952	Active	32	4	1	3	10.34%	31	5	1			N	M,SC	24+	\$568.84	

Clubs Cancelled Previous Fiscal Year – Clubs Cancelled within last 12 months may be reinstated

Club Number	Club Name	Charter Date	Current Status*	Cancellation Date
20038	EASTBOURNE	10/02/1967	Cancelled(6*)	04/29/2024
43511	GODALMING	02/15/1984	Cancelled(6*)	04/29/2024
54891	HENFIELD & DIST	09/23/1993	Cancelled(6*)	06/29/2024



Club Health Assessment for District 105SE through April 2025

INTERNATIONAL

Club Number	Club Name	Charter Date	Status		Membership								Reports					Finance		LCIF	
					Current Member Count	YTD Members Added	YTD Members Dropped	YTD Net Growth	YTD Net Growth%	Member Count 12 Months Ago	Avg. length of service for dropped members	Months Since Last MMR ***	Yrs. Since Last Officer Report	President Rotation	Vice President Reported ****	Months Since Last Activity Report ***	Account Balance	Donations for current Fiscal Year			
					Number of times on status quo within last two years			If below 15 members appears			If net loss is greater than 20% appears			If no report in 3 months appears in	When more than one year appears in	Number of repeat terms		Notes the officers that do not have an active	If no report at 12 months appears in red		
Current Total Clubs Count	YTD New Clubs Count	YTD Cancelled Clubs Count	YTD Net Club Gain	Current Total Members Count	YTD Add	YTD Drop	YTD Net Growth	YTD Net Growth %	Member Count 12 Months Ago	Average Member Count Per Club	% of Clubs with less than 20 members	% No MMR in 3 Months	% No Officer Report in 12 Months	% of Clubs with balance 90+ days	Number of Clubs in Status Quo	% Status Quo Clubs in Financial Suspension	Number of Cancelled Clubs	Average Cancelled Club Age	Members Lost Due to Cancellation	% of Clubs Cancelled for Non-Financial Reasons	
50	0	0	0	1,049	59	93	-34	-3.14%	1,098	21	54%	28%	2%	0%	0	0%	0	0	0	0%	

* - P - Priority Club. Cancellation Reasons: 1-Objectives/conduct, 2-Non-active club, 5-Non-existing club, 6-Disbanding, 7-Merger, 8-Financial Suspension, 9-District/Multiple District Dues.

** - Abbreviation: P-President, S-Secretary, T-Treasurer, M-Member Chairperson, VP-First Vice President, MC-Communications Chairperson, SC-Service Chairperson

*** - Abbreviation: N/R - Never reported using the Lions Clubs website, N/A - Not applicable, No password registered for the Lions Clubs website.

**** - Abbreviation: N - New, IP - Immediate Past, R - Repeat.




Club Health Assessment for District 105SW through April 2025

			Status	Membership							Reports					Finance		LCIF
Club Number	Club Name	Charter Date		Current Member Count	YTD Members Added	YTD Members Dropped	YTD Net Growth	YTD Net Growth%	Member Count 12 Months Ago	Avg. length of service for dropped members	Months Since Last MMR ***	Yrs. Since Last Officer Report	President Rotation	Vice President Reported ****	Months Since Last Activity Report ***	Account Balance	Donations for current Fiscal Year	
			Number of times on status quo within last two years	If below 15 members appears				If net loss is greater than 20% appears			If no report in 3 months appears in	When more than one year appears in	Number of repeat terms	Notes the officers that do not have an active	If no report at 12 months appears in red			
Clubs more than two years old																		
19970	AXMINSTER DISTRICT L C	04/16/1969	P- Active	2	0	2	-2	-50.00%	5	6	4		2	M,VP,SC	0			
42817	BABBACOMBE & ST MARYCHURCH	06/23/1983	Active	15	4	6	-2	-11.76%	17	24	2			N T,M,SC	24+		\$389.56	
19971	BARNSTAPLE	06/23/1969	Active	15	0	2	-2	-11.76%	17	21	0		3	M,VP,SC	16		\$251.97	
Exc Award (06/30/2023)																		
36910	BLACKMORE VALE L C	04/17/1979	Active	10	2	1	1	11.11%	10	1	0			VP	24+		\$1,084.89	
19973	BODMIN	04/28/1970	Active	25	4	4	0	0.00%	26	15	1		2	M,VP,SC	17		\$627.61	
19918	BRIDPORT	02/07/1973	Active	11	1	3	-2	-15.38%	13	1	0		2	M,VP,SC	4		\$64.97	
Exc Award (06/30/2016)																		
38328	BUDLEIGH SALTERTON	04/25/1980	Active	47	5	1	4	9.30%	44	7	0		2	R	4		\$6,167.31	
Exc Award (06/30/2021, 06/30/2023, 06/30/2024)																		
33102	BURNHAM-ON-SEA & DISTRICT L C	12/13/1976	P- Active(1)	0	0	3	-3	-100.00%	19	19	4		None	P,S,T,M,VP SC	24+			
32665	CALLINGTON	08/09/1976	Active	15	2	12	-10	-40.00%	25	12	0			N M,SC	0		\$946.07	
31362	CAMBORNE-REDRUTH & DISTRICT	11/03/1975	Active	18	1	0	1	5.88%	17		5			N	12		\$314.96	
19982	CHEDDAR VALE L C	12/15/1971	Active	16	1	3	-2	-11.11%	19	14	0			M,VP,SC	2		\$836.21	
Exc Award (06/30/2018)																		
19988	CLEVEDON	02/26/1968	Active	16	1	2	-1	-5.88%	17	10	0		2	R M,SC	6		\$251.50	
Exc Award (06/30/2018)																		
34869	CREDITON & DISTRICT L C	12/19/1977	Active	14	0	3	-3	-17.65%	17	5	0		2	N SC	2		\$873.69	
Exc Award (06/30/2021)																		
40892	CREWKERNE	02/16/1982	Active	26	6	1	5	23.81%	21	1	0			R M,SC	2		\$401.18	
19921	DORCHESTER AND DISTRICT	03/11/1970	Active	15	1	1	0	0.00%	16	31	6			N M	24+			
19991	EXETER	10/23/1961	Active	12	2	1	1	9.09%	12	1	1			N M	24+		\$870.41	
Exc Award (06/30/2024)																		
19990	EXETER WEST	01/15/1971	Active	21	1	1	0	0.00%	21	12	0			M,VP,SC	7		\$642.08	
33357	FOWEY RIVER L C	02/23/1977	Active	16	10	2	8	100.00%	8	36	0		3	M,VP,SC	4		\$927.89	



Club Health Assessment for District 105SW through April 2025

			Status	Membership							Reports					Finance	LCIF	
Club Number	Club Name	Charter Date		Current Member Count	YTD Members Added	YTD Members Dropped	YTD Net Growth	YTD Net Growth%	Member Count 12 Months Ago	Avg. length of service for dropped members	Months Since Last MMR ***	Yrs. Since Last Officer Report	President Rotation	Vice President Reported ****	Months Since Last Activity Report ***	Account Balance	Donations for current Fiscal Year	
			Number of times on status quo within last two years	If below 15 members appears				If net loss is greater than 20% appears			If no report in 3 months appears in	When more than one year appears in	Number of repeat terms		Notes the officers that do not have an active	If no report at 12 months red		
19994	FROME	03/14/1967	Active	21	0	3	-3	-12.50%	26	7	0			N	M,SC	13		\$1,243.44
31473	GLASTONBURY & STREET	12/08/1975	Active	23	1	0	1	4.55%	21		3		2	N	SC	0		\$564.85
Exc Award (06/30/2019)																		
47785	HAYLE	10/23/1987	Active	9	1	3	-2	-18.18%	12	2	0		2	N	S,M,SC	24+		\$374.67
31474	HOLSWORTHY	12/16/1975	Active	16	0	2	-2	-11.11%	18	6	2			N	M,SC	24+		\$15.00
33868	HONITON & DISTRICT L C	05/18/1977	Active	11	2	0	2	22.22%	9		0		6		M,VP,SC	0		\$624.67
30016	ILFRACOMBE DEVON	12/10/1974	Active	17	1	0	1	6.25%	16		0				M,VP,SC	24+		\$127.14
32230	ILMINSTER	05/19/1976	Active	14	2	1	1	7.69%	14	8	0		3		S,M,VP,SC	0		\$324.84
29513	LAUNCESTON	06/18/1974	Active	11	0	2	-2	-15.38%	13	5	4			N	M,VP,SC	2		\$251.97
Exc Award (06/30/2016, 06/30/2017, 06/30/20)																		
19998	LISKEARD	03/10/1972	Active	20	3	3	0	0.00%	20	11	6			N	SC	21		\$328.80
19999	LOOE	03/16/1966	Active	30	5	4	1	3.45%	27	15	1			N	M,SC	0		
33563	LYN L C	03/28/1977	P- Active	0	0	0	0	0.00%	15		10		None		P,S,T,M,VP SC	24+		
38174	MINEHEAD & DISTRICT L C	03/04/1980	Active	12	1	2	-1	-7.69%	14	33	0			N	SC	0		\$124.34
20001	NEWQUAY	12/12/1972	Active	19	0	0	0	0.00%	22		10			N	M,SC	11		\$314.96
103831	NEWQUAY TOWAN BLYSTRA	10/22/2008	Active	36	8	1	7	24.14%	31	7	0		2	R	M,SC	0		\$189.69
Exc Award (06/30/2023)																		
28199	OKEHAMPTON	03/20/1974	Active	19	0	5	-5	-20.83%	25	17	0			N		1		\$638.65
20004	PAIGNTON TORBAY	08/03/1971	Active	8	0	0	0	0.00%	8		2			N		5		\$649.69
37251	PENZANCE	06/05/1979	Active	9	1	1	0	0.00%	9	48	3		2		M,VP,SC	13		\$125.98
20005	PLYMOUTH	05/04/1964	Active	31	10	0	10	47.62%	21		2			N		0		\$873.69
20007	PORTISHEAD	03/17/1970	Active	18	3	0	3	20.00%	18		2		2	N		24+		
Exc Award (06/30/2017)																		
33360	RADSTOCK & MIDSOMER NORTON L C	02/08/1977	Active	19	2	4	-2	-9.52%	21	3	0				M,VP,SC	1		\$508.72
Exc Award (06/30/2024)																		
44455	SEATON & DIST	12/17/1984	Active	19	0	2	-2	-9.52%	22	27	4			N	SC	1		\$940.78



Club Health Assessment for District 105SW through April 2025

			Status	Membership							Reports					Finance	LCIF
Club Number	Club Name	Charter Date		Current Member Count	YTD Members Added	YTD Members Dropped	YTD Net Growth	YTD Net Growth%	Member Count 12 Months Ago	Avg. length of service for dropped members	Months Since Last MMR ***	Yrs. Since Last Officer Report	President Rotation	Vice President Reported ****	Months Since Last Activity Report ***	Account Balance	Donations for current Fiscal Year
			Number of times on status quo within last two years	If below 15 members appears				If net loss is greater than 20% appears			If no report in 3 months appears in	When more than one year appears in	Number of repeat terms	Notes the officers that do not have an active	If no report at 12 months appears in red		
Exc Award (06/30/2023)																	
32169	SIDMOUTH	04/29/1976	Active	14	1	0	1	7.69%	13		2		3	M,VP,SC	4		\$774.03
20009	ST AUSTELL	11/13/1968	Active	14	2	1	1	7.69%	16	8	0			N	M,SC	0	\$749.35
32431	TAVISTOCK	06/22/1976	Active	49	12	2	10	25.64%	39	29	0			N		24+	\$378.63
Exc Award (06/30/2023)																	
20016	TIVERTON	09/20/1973	Active(1)	3	2	5	-3	-50.00%	6	11	3		5	M,VP,SC	13		
34870	TORPOINT & RAME PENINSULA L C	12/19/1977	Active	24	5	3	2	9.09%	23	4	0		2	M,VP,SC	12		\$639.80
Exc Award (06/30/2017)																	
20018	TRURO	10/29/1970	Active	27	0	0	0	0.00%	27		0			N	SC	5	\$310.86
Exc Award (06/30/2019)																	
33965	WADEBRIDGE	05/31/1977	Active	11	1	0	1	10.00%	10		1		2	R	SC	24+	\$186.52
30277	WELLS SOMERSET	02/25/1975	Active	11	2	0	2	22.22%	8		7		2	N	SC	1	
20019	WESTON SUPER MARE	03/04/1968	Active	27	3	1	2	8.00%	24	25	0			N	M,SC	4	
19953	WEYMOUTH AND PORTLAND	04/15/1969	Active	20	3	1	2	11.11%	18	3	5			N	VP,SC	2	\$576.03
62465	WORLE	11/08/1999	Active	14	1	2	-1	-6.67%	13	1	5		6		M,VP,SC	4	\$534.91
20020	YEO VALLEY L C	04/17/1968	Active	29	2	3	-1	-3.33%	30	9	2				VP,SC	4	\$932.58
Exc Award (06/30/2017)																	
20021	YEOVIL	03/22/1965	Active	21	1	1	0	0.00%	21	18	3				P,M,VP,SC	19	\$1,570.70

Clubs Cancelled Previous Fiscal Year – Clubs Cancelled within last 12 months may be reinstated

Club Number	Club Name	Charter Date	Current Status*	Cancellation Date
54699	PLYMOUTH TAMAR	06/30/1993	Cancelled(6*)	06/29/2024
65150	ROCHE	03/25/2002	Cancelled(6*)	09/29/2023
20010	SALTASH	05/04/1971	Cancelled(6*)	07/29/2023



Club Health Assessment for District 105SW through April 2025

Club NumberClub NameCharter Date			Status		Membership								Reports					Finance		LCIF		
					Current Member Count	YTD Members Added	YTD Members Dropped	YTD Net Growth	YTD Net Growth%	Member Count 12 Months Ago	Avg. length of service for dropped members	Months Since Last MMR ***	Yrs. Since Last Officer Report	President Rotation	Vice President Reported ****	Months Since Last Activity Report ***	Account Balance	Donations for current Fiscal Year				
			Number of times on status quo within last two years		If below 15 members appears			If net loss is greater than 20% appears			If no report in 3 months appears in			When more than one year appears in		Number of repeat terms		Notes the officers that do not have an active		If no report at 12 months appears in red		
Current Total Clubs Count	YTD New Clubs Count	YTD Cancelled Clubs Count	YTD Net Club Gain	Current Total Members Count	YTD Add	YTD Drop	YTD Net Growth	YTD Net Growth %	Member Count 12 Months Ago	Average Member Count Per Club	% of Clubs with less than 20 members	% No MMR in 3 Months	% No Officer Report in 12 Months	% of Clubs with balance 90+ days	Number of Clubs in Status Quo	% Status Quo Clubs in Financial Suspension	Number of Cancelled Clubs	Average Cancelled Club Age	Members Lost Due to Cancellation	% of Clubs Cancelled for Non-Financial Reasons		
52	0	0	0	920	116	100	16	1.77%	954	18	67%	31%	0%	0%	0	0%	0	0	0	0%		

* - P - Priority Club. Cancellation Reasons: 1-Objectives/conduct, 2-Non-active club, 5-Non-existing club, 6-Disbanding, 7-Merger, 8-Financial Suspension, 9-District/Multiple District Dues.

** - Abbreviation: P-President, S-Secretary, T-Treasurer, M-Member Chairperson, VP-First Vice President, MC-Communications Chairperson, SC-Service Chairperson

*** - Abbreviation: N/R - Never reported using the Lions Clubs website, N/A - Not applicable, No password registered for the Lions Clubs website.

**** - Abbreviation: N - New, IP - Immediate Past, R - Repeat.




Club Health Assessment for District 110AN through April 2025

			Status	Membership							Reports					Finance	LCIF	
Club Number	Club Name	Charter Date		Current Member Count	YTD Members Added	YTD Members Dropped	YTD Net Growth	YTD Net Growth%	Member Count 12 Months Ago	Avg. length of service for dropped members	Months Since Last MMR ***	Yrs. Since Last Officer Report	President Rotation	Vice President Reported ****	Months Since Last Activity Report ***	Account Balance	Donations for current Fiscal Year	
			Number of times on status quo within last two years	If below 15 members appears					If net loss is greater than 20% appears			If no report in 3 months appears in	When more than one year appears in	Number of repeat terms	Notes the officers that do not have an active	If no report at 12 months appears in red		
Clubs less than two years old																		
156692	Amsterdam - Nederland voor Armenië	11/28/2023	Active	20	0	0	0	0.00%	20		1		3	R	P,S,T,M,SC	N/A		\$78.80
Clubs more than two years old																		
30740	AALSMEER	05/20/1975	Active	28	0	0	0	0.00%	28		1		2	N	P,S,T,M,VP SC	N/A		\$266.51
57413	AALSMEER OPHELIA	10/16/1995	Active	30	9	0	9	42.86%	21		0			N	P,S,T,M,VP SC	N/A		\$82.74
40649	ABCOUDE BAAMBRUGGE	12/23/1981	Active	30	1	1	0	0.00%	30	43	0			N	P,S,T,M,VP SC	N/A		\$1,159.48
21347	ALKMAAR	10/15/1959	Active	8	0	0	0	0.00%	11		1				P,S,T,M,VP SC	N/A		\$31.52
47289	ALKMAAR PHOENIX	04/30/1987	Active	12	0	0	0	0.00%	13		1			N	P,S,T,M,VP SC	N/R		\$672.05
48550	ALMERE HOST	05/02/1988	Active	17	0	1	-1	-5.56%	16	0	0			N	P,S,T,M,VP SC	1		\$66.98
105327	ALMERE VERITAS	04/21/2009	Active	19	1	0	1	5.56%	20		0		2	N	P,S,T,M,VP SC	0		\$76.76
21349	AMSTELVEEN	03/01/1963	Active	11	0	0	0	0.00%	11		1				P,S,T,M,VP SC	N/R		\$1,605.27
48437	AMSTELVEEN DE AMSTEL	04/15/1988	Active	20	0	3	-3	-13.04%	21	12	0			N	P,S,T,M,VP SC	N/A		\$1,807.54
55110	AMSTELVEEN MINGLE	12/09/1993	Active	14	0	0	0	0.00%	15		1		7		P,S,T,M,VP SC	N/A		\$211.35
21350	AMSTERDAM 1 HOST ZUIDAS	09/29/1951	Active	11	4	3	1	10.00%	12	40	1		3		P,S,T,M,VP SC	N/R		\$39.40
62845	AMSTERDAM GIJSBREGHT V AEMSTEL	03/09/2000	Active	12	2	2	0	0.00%	12	3	0			N	P,S,T,M,VP SC	N/R		\$515.50
119416	AMSTERDAM 'T IJ Exc Award (06/30/2024)	05/21/2013	Active	18	2	19	-17	-48.57%	36	11	0			N	P,S,T,M,VP SC	13		\$327.90
84293	ANNA PAULOWNA	10/18/2004	Active	24	2	1	1	4.35%	23	0	0		2	N	P,S,T,M,VP SC	N/A		\$90.62
101134	BADHOEVEDORP	02/04/2008	Active	29	0	0	0	0.00%	30		0		2	N	P,S,T,M,VP SC	N/R		\$3,235.72
77521	BERGEN EGMOND SCHOORL	09/23/2003	Active	14	9	0	9	180.00%	12		0				P,S,T,M,VP SC	11		\$574.17
21353	BEVERWIJK	01/24/1964	Active	41	0	0	0	0.00%	41		1			N	P,S,T,M,VP SC	24+		\$161.54
21354	BLARICUM LAREN L C	01/20/1971	Active	27	0	3	-3	-10.00%	27	17	0			N	P,S,T,M,VP SC	N/R		\$1,677.64
21355	BOLLENSTREEK	01/17/1974	Active	25	0	0	0	0.00%	25		0			N	P,S,T,M,VP SC	N/R		\$723.27
60027	BUSSUM GODELINDE	10/13/1997	Active	39	2	1	1	2.63%	38	0	0			N	P,S,T,M,VP SC	11		\$2,005.78




Club Health Assessment for District 110AN through April 2025

			Status	Membership							Reports					Finance	LCIF	
Club Number	Club Name	Charter Date		Current Member Count	YTD Members Added	YTD Members Dropped	YTD Net Growth	YTD Net Growth%	Member Count 12 Months Ago	Avg. length of service for dropped members	Months Since Last MMR ***	Yrs. Since Last Officer Report	President Rotation	Vice President Reported ****	Months Since Last Activity Report ***	Account Balance	Donations for current Fiscal Year	
			Number of times on status quo within last two years	If below 15 members appears				If net loss is greater than 20% appears			If no report in 3 months appears in	When more than one year appears in	Number of repeat terms		Notes the officers that do not have an active	If no report at 12 months red		
21358	CRAILO L C	01/15/1965	Active	29	1	3	-2	-6.45%	31	15	0			N	P,S,T,M,VP SC	N/R		\$114.26
21360	DEN HELDER	03/14/1957	Active	35	2	2	0	0.00%	35	21	0			N	P,S,T,M,VP SC	N/A		\$137.90
47845	ENKHUIZEN	11/11/1987	Active	17	0	1	-1	-5.56%	18	25	0		2	N	P,S,T,M,VP SC	N/A		\$70.92
78121	GOOILAND	01/26/2004	Active	12	2	1	1	9.09%	11	0	0				P,S,T,M,VP SC	N/R		\$352.86
43646	GOOISE MEREN	03/21/1984	Active	19	0	1	-1	-5.00%	20	41	0			N	P,S,T,M,VP SC	N/R		\$78.80
21365	HAARLEM	12/08/1959	Active	29	1	3	-2	-6.45%	30	4	0			N	P,S,T,M,VP SC	N/A		\$278.33
61566	HAARLEM OVER DEN DUIN	03/02/1999	Active	14	1	0	1	7.69%	13		0		2		P,S,T,M,VP SC	4		\$121.22
54191	HAARLEM SPAARNE	03/05/1993	Active	10	0	2	-2	-16.67%	13	16	0			N	P,S,T,M,VP SC	N/A		\$587.44
21366	HAARLEMMERMEER HOST	06/16/1966	Active	12	2	1	1	9.09%	11	0	0		5		P,S,T,M,VP SC	N/R		\$43.34
45001	HAARLEMMERMEER RINGVAART	05/09/1985	Active	13	0	0	0	0.00%	16		0				S,T,M,VP,SC	17		\$51.22
105613	HAARLEMMERMEER XXY	06/03/2009	Active	6	0	0	0	0.00%	6		0		5	N	P,S,T,M,VP SC	N/R		\$179.83
21367	HEEMSTEDE-BENNEBROEK	09/24/1973	Active	20	2	1	1	5.26%	20	0	0			N	P,S,T,M,VP SC	N/A		\$74.86
21369	HET GOOI	03/31/1958	Active	24	2	1	1	4.35%	24	0	0			N	P,S,T,M,VP SC	N/R		\$90.62
40901	HILVERSUM	02/26/1982	Active	32	1	0	1	3.23%	33		0			N	P,S,T,M,VP SC	0		\$122.14
87813	HOORN DE DOELEN	04/18/2005	Active	17	4	3	1	6.25%	17	3	0			N	P,S,T,M,VP SC	N/A		\$219.23
40651	HUIZEN	12/17/1981	Active	40	3	1	2	5.26%	38	2	0			N	P,S,T,M,VP SC	0		\$2,544.68
42822	KAAG EN BRAASSEM	05/23/1983	Active	23	2	0	2	9.52%	21		0			N	P,S,T,M,VP SC	7		\$238.93
21372	LANDSMEER	09/27/1961	Active	20	0	1	-1	-4.76%	21	17	0			N	P,S,T,M,VP SC	12		\$82.74
57510	LISSE DE OUDE DUINEN	11/21/1995	Active	33	3	1	2	6.45%	29	0	0			N	P,S,T,M,VP SC	24+		\$274.27
53509	LOOSDRECHT	07/06/1992	Active	16	0	0	0	0.00%	17		0			N	P,S,T,M,VP SC	N/R		\$63.04
38673	MIJDRECHT WILNIS L C	06/26/1980	Active	17	0	1	-1	-5.56%	18	6	0		2	N	P,S,T,M,VP SC	N/R		\$70.92
51750	NAARDEN BUSSUM	06/07/1991	Active	9	1	5	-4	-30.77%	18	13	0				P,S,T,M,VP SC	11		\$43.34
110588	NOORD KENNEMERLAND	04/05/2011	Active	18	0	1	-1	-5.26%	19	12	0		3		P,S,T,M,VP SC	N/A		\$74.86
50758	OPMEER MEDEMBLIK	06/26/1990	Active	28	1	0	1	3.70%	27		0			N	P,S,T,M,VP SC	11		\$106.38



Club Health Assessment for District 110AN through April 2025

			Status								Membership							Reports				Finance		LCIF
Club Number	Club Name	Charter Date			Current Member Count	YTD Members Added	YTD Members Dropped	YTD Net Growth	YTD Net Growth%	Member Count 12 Months Ago	Avg. length of service for dropped members	Months Since Last MMR ***	Yrs. Since Last Officer Report	President Rotation	Vice President Reported ****	Months Since Last Activity Report ***	Account Balance	Donations for current Fiscal Year						
			Number of times on status quo within last two years		If below 15 members appears				If net loss is greater than 20% appears			If no report in 3 months appears in	When more than one year appears in	Number of repeat terms		Notes the officers that do not have an active	If no report at 12 months appears in red							
110916	OUDEKERK AAN DE AMSTEL	05/10/2011	Active		23	0	0	0	0.00%	23		0				P,S,T,M,VP SC	N/A		\$90.62					
21424	OVERHOLLAND	09/15/1970	Active		35	2	2	0	0.00%	35	9	0				P,S,T,M,VP SC	N/R		\$137.90					
41370	PURMEREND WHERELAND	05/11/1982	Active		15	0	0	0	0.00%	15		0			N	P,S,T,M,VP SC	2		\$59.10					
55150	SCHIPHOL	12/21/1993	Active		14	0	0	0	0.00%	14		0		13	N	P,S,T,M,VP SC	N/R		\$55.16					
45159	SCHOORL	06/13/1985	Active		21	2	0	2	10.53%	19		0				P,S,T,M,VP SC	1		\$1,636.79					
34544	TEXEL	10/31/1977	Active		31	0	1	-1	-3.13%	30	0	0			N	P,S,T,M,VP SC	1		\$122.14					
21385	UITHOORN	06/14/1968	Active		13	0	1	-1	-7.14%	12	0	0		None		P,S,T,M,VP SC	N/A		\$51.22					
123781	Venhuizen-Markermeer	12/11/2014	Active		33	0	0	0	0.00%	33		0		None		P,S,T,M,VP SC	N/A		\$130.02					
32822	VINKEVEEN WAVERVEEN	10/11/1976	Active		17	12	1	11	183.33%	6	32	0				P,S,T,M,VP SC	N/R		\$1,260.15					
38674	WIERINGERMEER	06/02/1980	Active		18	7	3	4	28.57%	15	0	0			N	P,S,T,M,VP SC	N/A		\$55.16					
49418	ZAANSTAD ZAANSTREEK DE BANNE	04/18/1989	Active		20	2	1	1	5.26%	23	24	1			IP	P,S,T,M,VP SC	N/A		\$2,501.64					
21394	ZANDVOORT	04/25/1965	Active		22	1	5	-4	-15.38%	26	7	0		2	N	P,S,T,M,VP SC	0		\$102.44					
38675	ZUID KENNEMERLAND L C	06/18/1980	Active		23	0	1	-1	-4.17%	24	11	0			N	P,S,T,M,VP SC	N/A		\$94.56					
Current Total Clubs Count	YTD New Clubs Count	YTD Cancelled Clubs Count	YTD Net Club Gain	Current Total Members Count	YTD Add	YTD Drop	YTD Net Growth	YTD Net Growth %	Member Count 12 Months Ago	Average Member Count Per Club	% of Clubs with less than 20 members	% No MMR in 3 Months	% No Officer Report in 12 Months	% of Clubs with balance 90+ days	Number of Clubs in Status Quo	% Status Quo Clubs in Financial Suspension	Number of Cancelled Clubs	Average Cancelled Club Age	Members Lost Due to Cancellation	% of Clubs Cancelled for Non-Financial Reasons				
58	0	0	0	1,227	86	78	8	0.66%	1,243	21	48%	0%	0%	0%	0	0%	0	0	0	0%				

* - P - Priority Club. Cancellation Reasons: 1-Objectives/conduct, 2-Non-active club, 5-Non-existing club, 6-Disbanding, 7-Merger, 8-Financial Suspension, 9-District/Multiple District Dues.

** - Abbreviation: P-President, S-Secretary, T-Treasurer, M-Member Chairperson, VP-First Vice President, MC-Communications Chairperson, SC-Service Chairperson

*** - Abbreviation: N/R - Never reported using the Lions Clubs website, N/A - Not applicable, No password registered for the Lions Clubs website.

**** - Abbreviation: N - New, IP - Immediate Past, R - Repeat.




Club Health Assessment for District 110AZ through April 2025

Club Number	Club Name	Charter Date	Status	Membership							Reports					Finance	LCIF
				Current Member Count	YTD Members Added	YTD Members Dropped	YTD Net Growth	YTD Net Growth%	Member Count 12 Months Ago	Avg. length of service for dropped members	Months Since Last MMR ***	Yrs. Since Last Officer Report	President Rotation	Vice President Reported ****	Months Since Last Activity Report ***	Account Balance	Donations for current Fiscal Year
			Number of times on status quo within last two years	If below 15 members appears				If net loss is greater than 20% appears			If no report in 3 months appears in	When more than one year appears in	Number of repeat terms	Notes the officers that do not have an active	If no report at 12 months red		
Clubs less than two years old																	
171571	Gouda Hera	05/16/2024	Active	25	3	21	-18	-41.86%	0	3	0			N	P,S,T,M,VP SC	N/A	\$1,023.83
Clubs more than two years old																	
21348	ALPHEN AANDEN RIJN	06/26/1973	Active	25	2	3	-1	-3.85%	30	11	0			N	P,S,T,M,VP SC	N/A	\$98.50
37601	BERGSCHENHOEK	10/04/1979	Active	25	2	1	1	4.17%	25	0	0			N	P,S,T,M,VP SC	12	\$94.56
44305	BERKEL & RODENRIJS	10/19/1984	Active	16	0	0	0	0.00%	15		1			N	P,S,T,M,VP SC	N/R	\$63.04
65059	BILTHOVEN 2000	03/04/2002	Active	25	0	0	0	0.00%	24		1			N	P,S,T,M,VP SC	N/A	\$98.50
56310	BILTHOVEN HET STICHTSE HART	12/12/1994	Active	19	1	4	-3	-13.64%	25	10	0			N	P,S,T,M,VP SC	11	\$86.68
40650	BODEGRAVEN	12/17/1981	Active	35	1	0	1	2.94%	34		0		2	N	P,S,T,M,VP SC	1	\$133.96
31668	BUNNIK	02/03/1976	Active	27	3	1	2	8.00%	27	0	0				P,S,T,M,VP SC	N/R	\$98.50
21402	DE BILT BILTHOVEN L C	01/21/1970	Active	46	3	0	3	6.98%	43		0			N	P,S,T,M,VP SC	N/R	\$169.42
21359	DELFT	05/04/1965	Active	23	2	2	0	0.00%	26	54	0			N	P,S,T,M,VP SC	N/R	\$559.20
89295	DELFT ANTONI VAN LEEUWENHOEK	09/20/2005	Active	17	2	0	2	13.33%	15		0			N	P,S,T,M,VP SC	13	\$59.10
43250	DELFT PRINCESTAD	12/22/1983	Active	41	2	3	-1	-2.38%	42	37	0			N	P,S,T,M,VP SC	N/A	\$477.87
21381	DEN HAAG	06/21/1952	Active	21	0	1	-1	-4.55%	22	16	0			N	P,S,T,M,VP SC	N/R	\$86.68
21382	DEN HAAG CENTRUM	05/30/1962	Active	16	4	3	1	6.67%	17	34	0		2		P,S,T,M,VP SC	N/A	\$59.10
84795	DEN HAAG PLEIADES	02/01/2005	Active	7	4	4	0	0.00%	7	7	0				P,S,T,M,VP SC	N/A	\$27.58
50513	DEN HAAG RESIDENTIE	05/08/1990	Active	32	0	0	0	0.00%	31		0			N	P,S,T,M,VP SC	N/A	\$126.08
21384	DEN HAAG SCHEVENINGEN	04/24/1969	Active	27	3	4	-1	-3.57%	25	10	0			N	P,S,T,M,VP SC	17	\$110.32
63293	DEN HAAG UNIVERSAL	06/12/2000	Active	11	6	1	5	83.33%	6	4	0		2		P,S,T,M,VP SC	17	\$19.70
104990	DEN HAAG YPENVEEN	03/16/2009	Active	5	4	2	2	66.67%	8	12	0		2		P,S,T,M,VP SC	17	\$11.82
21363	GOUDA	03/15/1961	Active	24	1	4	-3	-11.11%	28	27	0			N	P,S,T,M,VP SC	N/R	\$106.38
42308	GOUDA BLOEMENDAAL	02/15/1983	Active	23	0	1	-1	-4.17%	43	0	0			N	P,S,T,M,VP SC	N/R	\$90.62
21364	GOUDA REEUWIJK	11/28/1972	Active	40	6	3	3	8.11%	38	17	0			N	P,S,T,M,VP SC	N/R	\$145.78




Club Health Assessment for District 110AZ through April 2025

			Status	Membership							Reports					Finance	LCIF	
Club Number	Club Name	Charter Date		Current Member Count	YTD Members Added	YTD Members Dropped	YTD Net Growth	YTD Net Growth%	Member Count 12 Months Ago	Avg. length of service for dropped members	Months Since Last MMR ***	Yrs. Since Last Officer Report	President Rotation	Vice President Reported ****	Months Since Last Activity Report ***	Account Balance	Donations for current Fiscal Year	
			Number of times on status quo within last two years	If below 15 members appears				If net loss is greater than 20% appears			If no report in 3 months appears in	When more than one year appears in	Number of repeat terms	Notes the officers that do not have an active	If no report at 12 months appears in red			
36740	HET STIGT L C	03/16/1979	Active	12	1	1	0	0.00%	11	1	0		2	N	P,S,T,M,SC	N/A		\$47.28
49697	HOUTEN	06/28/1989	Active	34	0	2	-2	-5.56%	35	0	0			N	P,S,T,M,VP SC	0		\$133.96
42823	IJSSELSTEIN LOPIKERWAARD	06/23/1983	Active	36	1	3	-2	-5.26%	38	15	0			N	P,S,T,M,VP SC	0		\$149.72
21371	KATWIJK	03/21/1962	Active	26	0	1	-1	-3.70%	27	8	0		2	N	P,S,T,M,VP SC	N/A		\$106.38
104755	KATWIJK NOORDWIJK DE BRITTENBURG	02/23/2009	Active	19	0	0	0	0.00%	19		0			N	P,S,T,M,VP SC	N/R		\$74.86
43519	KRIMPEN AAN DEN IJSSEL	02/29/1984	Active	40	3	1	2	5.26%	39	0	0			N	P,S,T,M,VP SC	N/R		\$149.72
106094	KRIMPEN AAN DEN IJSSEL EO DOMAINE DES DAMES	07/16/2009	Active	31	5	2	3	10.71%	28	1	0			N	P,S,T,M,VP SC	0		\$110.32
37436	KRIMPENERWAARD L C	07/06/1979	Active	24	1	0	1	4.35%	25		0			N	P,S,T,M,VP SC	N/A		\$90.62
146197	Leiden DIOK	06/17/2021	Active	23	1	0	1	4.55%	22		0		2		P,S,T,M,VP SC	N/A		\$86.68
60345	LEIDEN LAKENSTAD	02/05/1998	Active	27	0	1	-1	-3.57%	26	0	0				P,S,T,M,VP SC	N/R		\$1,205.58
63426	LEIDEN LUGDUNUM DUALIS	06/30/2000	Active	31	1	1	0	0.00%	32	3	0				P,S,T,M,VP SC	15		\$122.14
21376	LEIDERDORP	06/30/1971	Active	29	4	1	3	11.54%	27	53	0			N	P,S,T,M,VP SC	N/A		\$102.44
36596	MAARSSSEN	02/08/1979	Active	28	1	0	1	3.70%	28		0			N	P,S,T,M,VP SC	N/A		\$106.38
21377	MAASLAND	11/30/1972	Active	24	2	1	1	4.35%	21	1	0			N	P,S,T,M,VP SC	11		\$2,701.72
49698	MAASSLUIS	06/28/1989	Active	22	0	2	-2	-8.33%	22	18	0		2	N	P,S,T,M,VP SC	N/R		\$90.62
33569	NIEUWEGEIN	03/28/1977	Active	29	2	2	0	0.00%	29	5	0			N	P,S,T,M,VP SC	1		\$114.26
46746	NIEUWKOOP	12/23/1986	Active	33	0	0	0	0.00%	34		0			N	P,S,T,M,VP SC	N/A		\$286.75
34876	NOORDWIJK	12/19/1977	Active	30	3	1	2	7.14%	29	41	0			N	P,S,T,M,VP SC	N/A		\$110.32
53486	NOOTDORP & PIJNACKER L C Exc Award (06/30/2017)	07/08/1992	Active	13	0	1	-1	-7.14%	16	3	0			N	P,S,T,M,VP SC	N/R		\$55.16
32108	OEGSTGEEST-WARMOND L C	04/07/1976	Active	27	0	2	-2	-6.90%	29	12	0			N	P,S,T,M,VP SC	N/R		\$270.45
145591	Pijnacker - Dames van Oostland	03/10/2021	Active	15	0	3	-3	-16.67%	17	3	0			N	P,S,T,M,VP SC	N/A		\$59.10
50383	RIJNSBURG	04/04/1990	Active	32	0	1	-1	-3.03%	33	0	0			N	P,S,T,M,VP SC	N/A		\$126.08
39197	RIJNWOUDE	12/02/1980	Active	19	2	6	-4	-17.39%	23	21	0			N	P,S,T,M,VP SC	N/R		\$230.93



Club Health Assessment for District 110AZ through April 2025

			Status	Membership							Reports					Finance	LCIF
Club Number	Club Name	Charter Date		Current Member Count	YTD Members Added	YTD Members Dropped	YTD Net Growth	YTD Net Growth%	Member Count 12 Months Ago	Avg. length of service for dropped members	Months Since Last MMR ***	Yrs. Since Last Officer Report	President Rotation	Vice President Reported ****	Months Since Last Activity Report ***	Account Balance	Donations for current Fiscal Year
			Number of times on status quo within last two years	If below 15 members appears				If net loss is greater than 20% appears			If no report in 3 months appears in	When more than one year appears in	Number of repeat terms	Notes the officers that do not have an active	If no report at 12 months red		
21428	UTRECHT DOMSTAD	10/10/1968	Active	18	0	0	0	0.00%	19		0			N	P,S,T,M,VP SC	N/A	\$227.11
21427	UTRECHT HOST	05/28/1954	Active	21	2	0	2	10.53%	18		0				P,S,T,M,VP SC	N/A	\$74.86
52329	UTRECHT KROMME RIJN	12/27/1991	Active	24	1	0	1	4.35%	23		0			N	P,S,T,M,VP SC	N/R	\$90.62
99230	UTRECHT NOVUM	04/30/2007	Active	27	1	0	1	3.85%	29		0			N	P,S,T,M,VP SC	N/R	\$102.44
21474	VIANEN	12/02/1969	Active	24	5	1	4	20.00%	20	41	0		2	N	P,S,T,M,VP SC	11	\$703.57
21388	VLEUTEN DE MEERN L C	11/06/1969	Active	41	4	6	-2	-4.65%	41	22	0			N	P,S,T,M,VP SC	0	\$169.42
21387	VOORBURG	11/05/1963	Active	47	0	1	-1	-2.08%	48	2	0			N	P,S,T,M,VP SC	N/R	\$189.12
60562	VOORBURG PRINSES MARIANNE Exc Award (06/30/2019)	03/23/1998	Active	45	3	1	2	4.65%	46	0	0			N	P,S,T,M,VP SC	N/R	\$639.92
21375	VOORSCHOTEN	01/19/1967	Active	29	0	1	-1	-3.33%	30	46	0		3		P,S,T,M,VP SC	N/R	\$430.59
55656	VOORSCHOTEN VLIETRANDE	05/03/1994	Active	5	0	0	0	0.00%	5		0		4		P,S,T,M,VP SC	N/A	\$19.70
21389	WADDINXVEEN	01/15/1969	Active	8	0	0	0	0.00%	9		0			N	P,S,T,M,VP SC	12	\$500.10
61493	WADDINXVEEN TSUYTENDE	02/08/1999	Active	24	0	0	0	0.00%	24		0			N	P,S,T,M,VP SC	N/A	\$94.56
126000	Warmond Slot Teylingen	10/16/2015	Active	11	0	0	0	0.00%	12		0			N	P,S,T,M,VP SC	N/R	\$43.34
21390	WASSENAAR	06/12/1968	Active	44	0	0	0	0.00%	46		1			N	P,S,T,M,VP SC	N/A	\$173.36
56819	WASSENAAR DE PAUW	04/03/1995	Active	31	0	5	-5	-13.89%	36	24	0			N	P,S,T,M,VP SC	1	\$141.84
50179	WASSENAAR DUIN	02/12/1990	Active	41	2	4	-2	-4.65%	45	15	0			N	P,S,T,M,VP SC	N/R	\$481.81
58189	WESTLAND DE GLAZEN STAD	04/23/1996	Active	17	1	1	0	0.00%	21	18	0			N	P,S,T,M,VP SC	N/A	\$66.98
21391	WESTLAND L C	11/30/1972	Active	22	2	3	-1	-4.35%	23	12	0			N	P,S,T,M,VP SC	1	\$86.68
21392	WOERDEN	04/27/1965	Active	37	0	0	0	0.00%	38		0			N	P,S,T,M,VP SC	24+	\$620.39
57557	WOERDEN CASTELLUM LAURUM	11/21/1995	Active	20	0	1	-1	-4.76%	19	0	0			N	P,S,T,M,VP SC	11	\$391.19
21432	ZEIST	03/20/1967	Active	31	0	2	-2	-6.06%	32	7	0			N	P,S,T,M,VP SC	N/R	\$278.33
51452	ZEIST-TER-BERGEN	03/22/1991	Active	29	0	0	0	0.00%	29		0			N	P,S,T,M,VP SC	N/R	\$114.26
46855	ZEVENHUIZEN	01/12/1987	Active	26	1	1	0	0.00%	26	11	1			N	P,S,T,M,VP SC	N/R	\$882.81



Club Health Assessment for District 110AZ through April 2025

Club Number	Club Name	Charter Date	Status	Membership							Reports					Finance	LCIF
				Current Member Count	YTD Members Added	YTD Members Dropped	YTD Net Growth	YTD Net Growth%	Member Count 12 Months Ago	Avg. length of service for dropped members	Months Since Last MMR ***	Yrs. Since Last Officer Report	President Rotation	Vice President Reported ****	Months Since Last Activity Report ***	Account Balance	Donations for current Fiscal Year
			Number of times on status quo within last two years	If below 15 members appears				If net loss is greater than 20% appears			If no report in 3 months appears	When more than one year appears in	Number of repeat terms	Notes the officers that do not have an active	If no report at 12 months appears in red		
30654	ZOETERMEER	04/30/1975	Active	23	0	1	-1	-4.17%	27	17	0			N	P,S,T,M,VP SC	2	\$251.29
49765	ZOETERMEER DE MEERBLOEM	07/31/1989	Active	14	1	1	0	0.00%	15	0	0			N	P,S,T,M,VP SC	N/R	\$55.16
64066	ZOETERMEER SOETERMARE	03/14/2001	Active	19	0	1	-1	-5.00%	20	13	0			N	P,S,T,M,VP SC	N/A	\$78.80

Clubs Cancelled Previous Fiscal Year – Clubs Cancelled within last 12 months may be reinstated

Club Number	Club Name	Charter Date	Current Status*	Cancellation Date
58732	ALPHEN RHIJNHART	10/09/1996	Cancelled(6*)	06/29/2024
50290	LEIDEN OUDE RIJN	03/14/1990	Cancelled(6*)	06/29/2024
78024	LEIDERDORP RHIJNLANDT	01/07/2004	Cancelled(6*)	06/29/2024

Current Total Clubs Count	YTD New Clubs Count	YTD Cancelled Clubs Count	YTD Net Club Gain	Current Total Members Count	YTD Add	YTD Drop	YTD Net Growth	YTD Net Growth %	Member Count 12 Months Ago	Average Member Count Per Club	% of Clubs with less than 20 members	% No MMR in 3 Months	% No Officer Report in 12 Months	% of Clubs with balance 90+ days	Number of Clubs in Status Quo	% Status Quo Clubs in Financial Suspension	Number of Cancelled Clubs	Average Cancelled Club Age	Members Lost Due to Cancellation	% of Clubs Cancelled for Non-Financial Reasons
71	0	0	0	1,812	99	120	-21	-1.15%	1,842	26	27%	0%	0%	0%	0	0%	0	0	0	0%

* - P - Priority Club. Cancellation Reasons: 1-Objectives/conduct, 2-Non-active club, 5-Non-existing club, 6-Disbanding, 7-Merger, 8-Financial Suspension, 9-District/Multiple District Dues.

** - Abbreviation: P-President, S-Secretary, T-Treasurer, M-Member Chairperson, VP-First Vice President, MC-Communications Chairperson, SC-Service Chairperson

*** - Abbreviation: N/R - Never reported using the Lions Clubs website, N/A - Not applicable, No password registered for the Lions Clubs website.

**** - Abbreviation: N - New, IP - Immediate Past, R - Repeat.




Club Health Assessment for District 110BN through April 2025

			Status	Membership							Reports					Finance	LCIF
Club Number	Club Name	Charter Date		Current Member Count	YTD Members Added	YTD Members Dropped	YTD Net Growth	YTD Net Growth%	Member Count 12 Months Ago	Avg. length of service for dropped members	Months Since Last MMR ***	Yrs. Since Last Officer Report	President Rotation	Vice President Reported ****	Months Since Last Activity Report ***	Account Balance	Donations for current Fiscal Year
			Number of times on status quo within last two years	If below 15 members appears					If net loss is greater than 20% appears			If no report in 3 months appears in	When more than one year appears in	Number of repeat terms	Notes the officers that do not have an active	If no report at 12 months appears in red	
Clubs more than two years old																	
21395	ALMELO	02/12/1962	Active	20	0	0	0	0.00%	22		1			N	P,S,T,M,VP SC	N/R	\$78.80
57958	ALMELO DE ESSEN	03/11/1996	Active	23	0	0	0	0.00%	23		1	2	None		P,S,T,M,VP SC	N/R	\$90.62
21398	APPINGEDAM DELFZIJL	02/12/1964	Active	19	0	1	-1	-5.00%	18	0	0			N	P,S,T,M,VP SC	N/A	\$74.86
21400	ASSEN	04/13/1962	Active	17	0	0	0	0.00%	18		0				P,S,T,M,VP SC	N/A	\$66.98
51374	ASSEN DRENTSCHE AA	03/01/1991	Active	11	0	12	-12	-52.17%	24	16	1				P,S,T,M,VP SC	11	\$1,867.83
45158	BALK TUSKEN MARENKLIF	06/13/1985	Active	25	0	2	-2	-7.41%	24	0	0			N	P,S,T,M,VP SC	N/A	\$4,780.69
21356	BOLSWARD	02/07/1973	Active	13	1	0	1	8.33%	13		0		4		P,S,T,M,VP SC	N/A	\$47.28
46323	COEVORDEN	06/20/1986	Active	26	0	0	0	0.00%	28		0		2	N	P,S,T,M,VP SC	N/R	\$102.44
37437	DE HONDSRUG L C	07/23/1979	Active	26	0	1	-1	-3.70%	27	23	0		None		P,S,T,M,VP SC	N/A	\$106.38
21403	DE KANAALSTREEK L C	04/21/1965	Active	13	0	2	-2	-13.33%	17	12	0			N	P,S,T,M,VP SC	N/A	\$221.15
36595	DE WALDEN L C	02/12/1979	Active	23	0	0	0	0.00%	23		0			N	P,S,T,M,VP SC	N/A	\$90.62
38183	DOKKUM BONIFATIUS	03/12/1980	Active	33	0	1	-1	-2.94%	34	45	0			N	P,S,T,M,VP SC	N/A	\$447.42
119393	DOKKUM NOORDOOST FRIESLAND	05/16/2013	Active	31	1	1	0	0.00%	33	6	0			N	P,S,T,M,VP SC	N/A	\$122.14
96802	DRACHTEN LIVIUS	03/30/2006	Active	27	4	4	0	0.00%	27	8	0			N	P,S,T,M,VP SC	N/R	\$106.38
21408	EMMEN	01/15/1965	Active	21	0	1	-1	-4.55%	22	5	0			N	P,S,T,M,VP SC	N/A	\$86.68
36741	EMMEN HET DINGSPIL SUYDEVELDT	03/08/1979	Active	12	1	1	0	0.00%	15	18	0				P,S,T,M,VP SC	N/A	\$47.28
55821	EMMEN THE BROKEN CIRCLE	06/14/1994	Active	26	0	1	-1	-3.70%	28	29	0			N	P,S,T,M,VP SC	N/A	\$106.38
21362	FRANEKER-HARLINGEN	03/07/1973	Active	30	0	0	0	0.00%	30		0			N	P,S,T,M,VP SC	N/A	\$9,950.80
61057	GRONINGEN GROOTE GRIET	07/29/1998	Active	18	1	5	-4	-18.18%	22	6	0			N	P,S,T,M,VP SC	1	\$82.74
127195	Groningen Haren	04/20/2016	Active	23	3	3	0	0.00%	23	6	0			N	P,S,T,M,VP SC	N/R	\$90.62
21413	GRONINGEN HOST	01/07/1960	Active	29	3	2	1	3.57%	29	22	0			N	P,S,T,M,VP SC	N/A	\$110.32
53593	GRONINGEN PRONKJEWAIL	08/19/1992	Active	22	3	1	2	10.00%	22	24	0			N	P,S,T,M,VP SC	1	\$1,429.20
21412	GRONINGEN ZUID	03/26/1968	Active	27	1	5	-4	-12.90%	27	12	0			N	P,S,T,M,VP SC	1	\$1,676.19




Club Health Assessment for District 110BN through April 2025

			Status	Membership							Reports					Finance	LCIF
Club Number	Club Name	Charter Date		Current Member Count	YTD Members Added	YTD Members Dropped	YTD Net Growth	YTD Net Growth%	Member Count 12 Months Ago	Avg. length of service for dropped members	Months Since Last MMR ***	Yrs. Since Last Officer Report	President Rotation	Vice President Reported ****	Months Since Last Activity Report ***	Account Balance	Donations for current Fiscal Year
			Number of times on status quo within last two years	If below 15 members appears				If net loss is greater than 20% appears			If no report in 3 months appears in	When more than one year appears in	Number of repeat terms		Notes the officers that do not have an active	If no report at 12 months red	
21401	HARDENBERG	12/16/1965	Active	11	0	0	0	0.00%	15		0				P,S,T,M,VP SC	N/R	\$43.34
51269	HARDENBERG VECHTDAL	02/06/1991	Active	8	0	1	-1	-11.11%	9	35	0		2	N	P,S,T,M,VP SC	N/R	\$35.46
54585	HARLINGEN TSJERK HIDDES	06/10/1993	Active	21	0	1	-1	-4.55%	23	23	0			N	P,S,T,M,VP SC	N/R	\$242.75
55822	HATTEM	06/14/1994	Active	30	1	1	0	0.00%	30	14	0			N	P,S,T,M,VP SC	24+	\$2,148.35
21368	HEERENVEEN EN OMSTREKEN	12/27/1966	Active	23	1	0	1	4.55%	22		0				P,S,M,VP,SC	12	\$86.68
144889	Heerenveen Tweepuntnul	02/16/2021	Active	16	1	0	1	6.67%	16		0		2		P,S,T,M,VP SC	N/R	\$59.10
21415	HELLENDOORN	06/28/1967	Active	20	0	6	-6	-23.08%	24	17	0				P,S,T,M,VP SC	N/R	\$98.50
33568	HET HOGELAND L C	03/24/1977	Active	31	2	1	1	3.33%	31	0	0			N	P,S,T,M,VP SC	N/A	\$118.20
21417	HOOGVEEN	03/26/1964	Active	20	1	0	1	5.26%	11		0			N	P,S,T,M,VP SC	N/A	\$74.86
56319	HOOGVEEN D'RANTE	12/13/1994	Cancelled(6*)	0	0	0	0	0.00%	9		10	1	None		P,S,T,M,VP SC	N/A	
21418	HOOGZAND SAPPEMEER	02/19/1960	Active	8	0	0	0	0.00%	8		0	4	None		P,S,T,M,VP SC	N/A	\$31.52
45002	JOURE TUSKEN DE MARREN	05/21/1985	Active	25	3	1	2	8.70%	23	2	0		None		P,S,T,M,VP SC	N/A	\$90.62
21419	KAMPEN	05/26/1965	Active	31	6	4	2	6.90%	29	13	0			N	P,S,T,M,VP SC	N/A	\$894.63
21373	LEEUWARDEN	01/17/1964	Active	23	6	3	3	15.00%	20	0	0			N	P,S,T,M,VP SC	N/A	\$78.80
66871	LEEUWARDEN DE STADTHOUDER	11/27/2002	Active	20	0	0	0	0.00%	20		0	1	None		P,S,T,M,VP SC	N/A	\$78.80
54864	LEEUWARDEN LEOWARDIA	09/08/1993	Active	29	2	1	1	3.57%	28	6	0			N	P,S,T,M,VP SC	N/A	\$423.78
145056	Lemmer	06/21/2021	Active	23	0	0	0	0.00%	23		0			N	P,S,T,M,VP SC	N/R	\$90.62
38672	LJOUWERT 80 L C	06/18/1980	Active	27	0	0	0	0.00%	29		0			N	P,S,T,M,VP SC	N/A	\$106.38
21421	MEPPEL	04/13/1962	Active	45	3	0	3	7.14%	45		0			N	P,S,T,M,VP SC	0	\$215.48
84821	MEPPEL REESTDAL	02/08/2005	Active	24	0	2	-2	-7.69%	24	6	0			N	P,S,T,M,VP SC	N/R	\$318.50
49299	MEPPEL Z W DRENTHE	03/14/1989	Active	17	1	1	0	0.00%	16	0	0			N	P,S,T,M,VP SC	N/R	\$63.04
145511	Midden-Groningen	06/30/2021	Active	14	2	1	1	7.69%	13	0	0			N	P,S,T,M,VP SC	N/A	\$51.22
21422	NOORDOOSTPOLDER L C	02/26/1965	Active	35	4	0	4	12.90%	34		0		2	N	P,S,T,M,VP SC	N/A	\$434.53
56320	ODOORN DE MEGALIETEN	12/13/1994	Active	19	0	1	-1	-5.00%	21	2	0			N	P,S,T,M,VP SC	N/A	\$78.80



Club Health Assessment for District 110BN through April 2025

			Status	Membership							Reports					Finance	LCIF
Club Number	Club Name	Charter Date		Current Member Count	YTD Members Added	YTD Members Dropped	YTD Net Growth	YTD Net Growth%	Member Count 12 Months Ago	Avg. length of service for dropped members	Months Since Last MMR ***	Yrs. Since Last Officer Report	President Rotation	Vice President Reported ****	Months Since Last Activity Report ***	Account Balance	Donations for current Fiscal Year
			Number of times on status quo within last two years	If below 15 members appears				If net loss is greater than 20% appears			If no report in 3 months appears in	When more than one year appears in	Number of repeat terms		Notes the officers that do not have an active	If no report at 12 months appears in red	
47290	OLST WIJHE	04/30/1987	Active	16	0	1	-1	-5.88%	19	12	0		4		P,S,T,M,VP SC	N/A	\$66.98
50180	OMMEN DALFSEN	02/12/1990	Active	29	2	0	2	7.41%	27		0			N	P,S,T,M,VP SC	N/A	\$106.38
108174	OOSTERGOO	04/23/2010	Active	16	0	0	0	0.00%	16		0			N	P,S,T,M,VP SC	N/R	\$844.00
59293	OOSTSTELLINGWERF	03/24/1997	Active	24	3	2	1	4.35%	21	0	0			N	P,S,T,M,VP SC	N/A	\$106.68
42307	OPSTERLAND	02/03/1983	Active	22	2	1	1	4.76%	21	0	0			N	P,S,T,M,VP SC	N/R	\$82.74
36400	RAALTE	12/28/1978	Active	26	0	0	0	0.00%	26		0			N	S,T,M,VP,SC	N/A	\$102.44
53856	RODEN NOORDENVELD	12/01/1992	Active	21	0	2	-2	-8.70%	20	2	0				P,S,T,M,VP SC	N/A	\$86.68
52249	SLOCHTEREN SKIRAMERE	12/10/1991	Active	33	0	2	-2	-5.71%	36	15	0			N	P,S,T,M,VP SC	4	\$294.09
21380	SNEEK	06/04/1963	Active	35	4	2	2	6.06%	34	0	0		2	N	P,S,T,M,VP SC	N/A	\$286.75
121263	Sneek Waterstad	01/29/2014	Active	20	0	1	-1	-4.76%	24	1	0		2		P,S,T,M,VP SC	N/R	\$78.80
40254	STEENWIJK	07/24/1981	Active	32	1	1	0	0.00%	31	0	0			N	P,S,T,M,VP SC	1	\$905.80
134342	Steenwijk De Kop	04/16/2018	Active	22	1	2	-1	-4.35%	23	4	0			N	P,S,T,M,VP SC	N/R	\$90.62
55056	SURHUISTERVEEN DE LEIJEN	11/17/1993	Active	15	1	2	-1	-6.25%	17	19	0			N	P,S,T,M,VP SC	N/A	\$63.04
41043	TUBBERGEN O	03/19/1982	Active	17	0	0	0	0.00%	18		0			N	P,S,T,M,VP SC	N/R	\$66.98
21430	VEENDAM	12/17/1970	Active	34	0	0	0	0.00%	34		0			N	P,S,T,M,VP SC	N/R	\$133.96
61213	WESTERBORK BORCK OVERESSINGHE	11/04/1998	Active	33	1	0	1	3.13%	32		0			N	P,S,T,M,VP SC	N/R	\$126.08
41201	WESTERKWARTIER	04/19/1982	Active	30	0	1	-1	-3.23%	29	0	0				P,S,T,M,VP SC	N/A	\$118.20
42309	WESTERWOLDE SEMSLANDEN	02/17/1983	Active	14	2	2	0	0.00%	14	9	0			N	P,S,T,M,VP SC	N/A	\$55.16
49699	WIERDEN	06/22/1989	Active	23	1	4	-3	-11.54%	24	14	0			N	P,S,T,M,VP SC	N/A	\$98.50
28153	WINSCHOTEN	03/08/1974	Active	9	0	0	0	0.00%	9		1	4	None		P,S,T,M,VP SC	N/A	\$35.46
33369	WOLVEGA E O L C	02/14/1977	Active	26	2	1	1	4.00%	25	0	1			N	P,S,T,M,VP SC	N/A	\$98.50
21435	ZWOLLE	10/22/1959	Active	30	0	1	-1	-3.23%	31	18	0			N	P,S,T,M,VP SC	N/A	\$122.14
34773	ZWOLLE ZWOLLERKERSPEL	12/06/1977	Active	26	5	5	0	0.00%	26	14	0			N	P,S,T,M,VP SC	N/A	\$102.44



Club Health Assessment for District 110BN through April 2025

			Status	Membership							Reports					Finance	LCIF
Club Number	Club Name	Charter Date		Current Member Count	YTD Members Added	YTD Members Dropped	YTD Net Growth	YTD Net Growth%	Member Count 12 Months Ago	Avg. length of service for dropped members	Months Since Last MMR ***	Yrs. Since Last Officer Report	President Rotation	Vice President Reported ****	Months Since Last Activity Report ***	Account Balance	Donations for current Fiscal Year
			Number of times on status quo within last two years	If below 15 members appears				If net loss is greater than 20% appears			If no report in 3 months appears in	When more than one year appears in	Number of repeat terms	Notes the officers that do not have an active	If no report at 12 months appears in red		

Clubs Cancelled Previous Fiscal Year – Clubs Cancelled within last 12 months may be reinstated

Club Number	Club Name	Charter Date	Current Status*	Cancellation Date
21361	DRACHTEN	03/28/1961	Cancelled(6*)	06/29/2024

Current Total Clubs Count	YTD New Clubs Count	YTD Cancelled Clubs Count	YTD Net Club Gain	Current Total Members Count	YTD Add	YTD Drop	YTD Net Growth	YTD Net Growth %	Member Count 12 Months Ago	Average Member Count Per Club	% of Clubs with less than 20 members	% No MMR in 3 Months	% No Officer Report in 12 Months	% of Clubs with balance 90+ days	Number of Clubs in Status Quo	% Status Quo Clubs in Financial Suspension	Number of Cancelled Clubs	Average Cancelled Club Age	Members Lost Due to Cancellation	% of Clubs Cancelled for Non-Financial Reasons
69	0	1	-1	1,588	76	97	-21	-1.31%	1,629	23	29%	0%	6%	0%	0	0%	1	93	0	100%

* - P - Priority Club. Cancellation Reasons: 1-Objectives/conduct, 2-Non-active club, 5-Non-existing club, 6-Disbanding, 7-Merger, 8-Financial Suspension, 9-District/Multiple District Dues.

** - Abbreviation: P-President, S-Secretary, T-Treasurer, M-Member Chairperson, VP-First Vice President, MC-Communications Chairperson, SC-Service Chairperson

*** - Abbreviation: N/R - Never reported using the Lions Clubs website, N/A - Not applicable, No password registered for the Lions Clubs website.

**** - Abbreviation: N - New, IP - Immediate Past, R - Repeat.



Club Health Assessment for District 110BZ through April 2025

			Status	Membership							Reports					Finance	LCIF	
Club Number	Club Name	Charter Date		Current Member Count	YTD Members Added	YTD Members Dropped	YTD Net Growth	YTD Net Growth%	Member Count 12 Months Ago	Avg. length of service for dropped members	Months Since Last MMR ***	Yrs. Since Last Officer Report	President Rotation	Vice President Reported ****	Months Since Last Activity Report ***	Account Balance	Donations for current Fiscal Year	
			Number of times on status quo within last two years	If below 15 members appears				If net loss is greater than 20% appears			If no report in 3 months appears in	When more than one year appears in	Number of repeat terms		Notes the officers that do not have an active	If no report at 12 months appears in red		
Clubs more than two years old																		
21396	AMERSFOORT	06/29/1960	Active	40	2	3	-1	-2.44%	41	24	0			N	P,S,T,M,VP SC	N/R		\$643.74
44871	AMERSFOORT EEMSTAD	04/03/1985	Active	16	1	1	0	0.00%	16	40	1			N	P,S,T,M,VP SC	N/A		\$63.04
104205	AMERSFOORT VATHORST	01/06/2009	Active	13	0	0	0	0.00%	13		1				P,S,T,M,VP SC	N/A		\$51.22
21397	APELDOORN	01/01/1959	Active	26	0	1	-1	-3.70%	28	29	0			N	P,S,T,M,VP SC	11		\$106.38
32379	APELDOORN APPELTHORN	06/07/1976	Active	24	1	1	0	0.00%	25	46	0			N	P,S,T,M,VP SC	N/R		\$94.56
56096	APELDOORN DE COLONNADE	09/21/1994	Active	27	7	2	5	22.73%	24	17	0			N	P,S,T,M,VP SC	1		\$82.74
49202	APELDOORN HET LOO	02/08/1989	Active	25	0	1	-1	-3.85%	26	15	0			N	P,S,T,M,VP SC	N/R		\$102.44
21399	ARNHEM	03/26/1956	Active	33	3	2	1	3.13%	32	50	0			N	P,S,T,M,VP SC	N/R		\$1,374.90
55624	ARNHEM ARENACUM	04/28/1994	Active	27	5	2	3	12.50%	24	0	0				P,S,T,M,VP SC	14		\$94.56
37853	ARNHEM ARENTHEEM	12/18/1979	Active	18	2	1	1	5.88%	23	20	0				P,S,T,M,VP SC	3		\$66.98
109064	ARNHEM CENTRAAL	08/12/2010	Active	21	1	0	1	5.00%	23		0			N	P,S,T,M,VP SC	N/R		\$78.80
124736	Arnhem-Kwartier van Arnhem	04/30/2015	Cancelled(6*)	0	0	0	0	0.00%	9		10	1	None		P,S,T,M,VP SC	N/A		
105324	BAARN DRAKENSTEYN	04/21/2009	Active	20	1	2	-1	-4.76%	20	16	0			N	P,S,T,M,VP SC	11		\$82.74
43775	BARNEVELD	04/11/1984	Active	24	0	1	-1	-4.00%	23	0	0		2	N	P,S,T,M,VP SC	1		\$94.56
50156	BORNE	02/08/1990	Active	26	1	2	-1	-3.70%	25	1	0			N	P,S,T,M,VP SC	N/A		\$102.44
Exc Award (06/30/2018)																		
102457	BRONCKHORST	06/18/2008	Active	30	10	8	2	7.14%	28	11	0			N	P,S,T,M,VP SC	1		\$110.32
67530	BRUMMEN	03/24/2003	Active	10	0	1	-1	-9.09%	12	0	0				P,S,T,M,VP SC	11		\$39.40
30614	DE GELDERSE VALLEI	04/11/1975	Active	31	0	0	0	0.00%	31		0			N	P,S,T,M,VP SC	N/R		\$1,944.19
32109	DE LIEMERS L C	04/15/1976	Active	38	2	3	-1	-2.56%	40	29	0			N	P,S,T,M,VP SC	N/R		\$469.99
32866	DEL DEN	10/27/1976	Active	20	0	1	-1	-4.76%	21	9	0		None		P,S,T,M,VP SC	N/R		\$82.74
21404	DEVENTER	03/16/1961	Active	40	0	0	0	0.00%	40		0			N	P,S,T,M,VP SC	N/R		\$157.60
98041	DEVENTER IJSSELVALLEI	01/05/2007	Active	27	0	3	-3	-10.00%	30	15	0			N	P,S,T,M,VP SC	N/R		\$588.40
46652	DEVENTER ZUID	11/18/1986	Active	27	1	1	0	0.00%	27	14	0			N	P,S,T,M,VP SC	N/A		\$106.38



Club Health Assessment for District 110BZ through April 2025

			Status	Membership							Reports					Finance	LCIF	
Club Number	Club Name	Charter Date		Current Member Count	YTD Members Added	YTD Members Dropped	YTD Net Growth	YTD Net Growth%	Member Count 12 Months Ago	Avg. length of service for dropped members	Months Since Last MMR ***	Yrs. Since Last Officer Report	President Rotation	Vice President Reported ****	Months Since Last Activity Report ***	Account Balance	Donations for current Fiscal Year	
			Number of times on status quo within last two years	If below 15 members appears					If net loss is greater than 20% appears			If no report in 3 months appears in	When more than one year appears in	Number of repeat terms	Notes the officers that do not have an active	If no report at 12 months appears in red		
147595	Doesburg	02/20/2023	Active	19	0	1	-1	-5.00%	19	0	0				P,S,T,M,VP SC	N/A		\$1,203.34
21405	DOETINCHEM	04/24/1959	Active	32	2	2	0	0.00%	32	10	0			N	P,S,T,M,VP SC	N/A		\$126.08
53297	DOETINCHEM DE GRAAFSCHAP	06/04/1992	Active	26	0	1	-1	-3.70%	27	32	0			N	P,S,T,M,VP SC	N/R		\$106.38
51842	DOETINCHEM ISALA	06/24/1991	Active	20	1	3	-2	-9.09%	20	3	0			N	P,S,T,M,VP SC	N/A		\$1,061.07
63851	DUIVEN	12/13/2000	Active	24	1	2	-1	-4.00%	24	24	0			N	P,S,T,M,VP SC	N/R		\$98.50
21406	EDE	03/19/1965	Active	17	1	0	1	6.25%	17		0			N	P,S,T,M,VP SC	N/A		\$63.04
55299	EDE NEDERVELUWE	02/15/1994	Active	19	1	2	-1	-5.00%	19	15	0			N	P,S,T,M,VP SC	N/A		\$231.05
21407	EEMLAND L C	04/21/1969	Active	36	1	0	1	2.86%	36		0			N	P,S,T,M,VP SC	1		\$137.90
40372	ELBURG-OLDEBROEK L C	09/30/1981	Active	23	0	0	0	0.00%	23		0			N	P,S,T,M,VP SC	N/A		\$90.62
21409	ENSCHDEDE	04/16/1962	Active	30	0	1	-1	-3.23%	31	5	0			N	P,S,T,M,VP SC	N/A		\$122.14
127231	Enschede Adversa	04/20/2016	Active	16	0	0	0	0.00%	20		0			N	P,S,T,M,VP SC	N/A		\$63.04
21410	EPE	06/28/1971	Active	25	0	1	-1	-3.85%	28	19	0			N	P,S,T,M,VP SC	N/R		\$102.44
29545	FLEVOLAND LELYSTAD	06/28/1974	Active	29	0	1	-1	-3.33%	29	0	0				P,S,T,M,VP SC	N/A		\$790.69
21411	GOOR	10/07/1968	Active	21	0	3	-3	-12.50%	26	13	0				P,S,T,M,VP SC	N/R		\$94.56
52589	GROENLO SLINGELANDEN	02/19/1992	Active	25	0	4	-4	-13.79%	29	13	0			N	P,S,T,M,VP SC	N/A		\$114.26
49203	HAAKSBERGEN	02/07/1989	Active	40	1	1	0	0.00%	40	36	0			N	P,S,T,M,VP SC	N/A		\$157.60
21414	HARDERWIJK	05/09/1968	Active	40	1	0	1	2.56%	41		0			N	P,S,T,M,VP SC	0		\$1,871.78
58315	HARDERWIJK IRMINLOO	05/17/1996	Active	30	0	1	-1	-3.23%	31	0	0			N	P,S,T,M,VP SC	N/A		\$118.20
55362	HENGEL0 MIXED	03/01/1994	Active	16	1	0	1	6.67%	19		0			N	P,S,T,M,VP SC	N/A		\$59.10
21416	HENGEL0 OVERIJSSSEL	02/12/1962	Active	25	2	1	1	4.17%	24	7	0			N	P,S,T,M,VP SC	11		\$510.75
39639	HOEVELAKEN	03/26/1981	Active	29	0	1	-1	-3.33%	32	2	0			N	P,S,T,M,VP SC	N/R		\$274.39
40253	HOOGLAND	07/02/1981	Active	11	1	3	-2	-15.38%	22	23	0			N	P,S,T,M,VP SC	N/A		\$47.28
46069	LELYSTAD	04/16/1986	Active	16	2	4	-2	-11.11%	16	4	0			N	P,S,T,M,VP SC	N/R		\$219.23
36399	LEUSDEN	12/28/1978	Active	12	0	1	-1	-7.69%	12	2	0			N	P,S,T,M,VP SC	N/R		\$51.22



Club Health Assessment for District 110BZ through April 2025

			Status	Membership							Reports					Finance	LCIF
Club Number	Club Name	Charter Date		Current Member Count	YTD Members Added	YTD Members Dropped	YTD Net Growth	YTD Net Growth%	Member Count 12 Months Ago	Avg. length of service for dropped members	Months Since Last MMR ***	Yrs. Since Last Officer Report	President Rotation	Vice President Reported ****	Months Since Last Activity Report ***	Account Balance	Donations for current Fiscal Year
			Number of times on status quo within last two years	If below 15 members appears				If net loss is greater than 20% appears			If no report in 3 months appears in	When more than one year appears in	Number of repeat terms	Notes the officers that do not have an active	If no report at 12 months red		
21420	LOCHEM BERKELLAND WEST	06/25/1964	Active	18	0	1	-1	-5.26%	19	42	0			IP	P,S,T,M,VP SC	N/A	\$1,323.44
39558	MAARN & MAARSBERGEN	03/19/1981	Active	33	1	2	-1	-2.94%	32	17	0			N	P,S,T,M,VP SC	N/R	\$130.02
111189	MARKELO LOCHEM MIXED	06/14/2011	Active	3	0	0	0	0.00%	3		22	1	None		P,S,T,M,VP SC	N/A	
99837	MONTFERLAND EMMERICH	06/29/2007	Active	22	5	5	0	0.00%	23	14	0				P,S,T,M,VP SC	0	\$870.34
50649	NIJKERK	06/01/1990	Active	28	5	2	3	12.00%	25	4	0			N	P,S,T,M,VP SC	N/A	\$98.50
50138	NUNSPEET	01/29/1990	Active	33	2	0	2	6.45%	31		0			N	P,S,T,M,VP SC	N/A	\$122.14
102617	OENE GELRE	06/25/2008	Active	10	0	1	-1	-9.09%	12	13	0		2		P,S,T,M,VP SC	N/R	\$1,136.69
21423	OLDENZAAL	04/14/1969	Active	31	1	0	1	3.33%	37		0			N	P,S,T,M,VP SC	N/R	\$118.20
61139	OLDENZAAL B O C A	09/21/1998	Active	43	2	1	1	2.38%	40	0	0			N	P,S,T,M,VP SC	N/R	\$161.54
21431	OOST ACHTERHOEK L C	03/07/1961	Active	36	0	0	0	0.00%	37		0			N	P,S,T,M,VP SC	2	\$141.84
39436	PUTTEN-ARKEMHEEN	02/23/1981	Active	25	3	3	0	0.00%	24	0	0			N	P,S,T,M,VP SC	0	\$86.68
21425	RHEDEN	03/28/1968	Active	27	3	0	3	12.50%	25		0			N	P,S,T,M,VP SC	N/R	\$94.56
37854	SCHERPENZEEL WOUDEBERG L C	12/27/1979	Active	17	0	2	-2	-10.53%	19	34	0			N	P,S,T,M,VP SC	N/A	\$74.86
56993	SOEST SOESTDIJK	05/31/1995	Active	30	3	1	2	7.14%	30	0	0			N	P,S,T,M,VP SC	N/A	\$110.32
56634	TWENTE MUNSTERLAND DOUBLE MIXED LC	03/08/1995	Active	14	0	0	0	0.00%	14		0				P,S,T,M,VP SC	N/A	\$55.16
30783	TWENTE-ZUID	05/06/1975	Active	28	2	0	2	7.69%	26		0			N	P,S,T,M,VP SC	N/R	\$102.44
21429	UTRECHTSE HEUVELRUG	04/20/1973	Active	40	1	1	0	0.00%	41	3	0			N	P,S,T,M,VP SC	N/A	\$932.37
51793	VEENENDAAL-RHENEN DE GREBBEELE	06/17/1991	Active	24	0	0	0	0.00%	21		0			N	P,T,M,VP,SC	N/A	\$94.56
41371	VOORST	05/14/1982	Active	33	2	0	2	6.45%	32		0			N	P,S,T,M,VP SC	N/R	\$122.14
64545	WIJK BIJ DUURSTEDDE LEVEFANUM	06/30/2001	Active	19	0	0	0	0.00%	23		1			N	P,S,T,M,VP SC	1	\$74.86
43520	WISCH DE HAMALANDSE MARKEN	02/14/1984	Active	18	1	1	0	0.00%	18	41	0			N	P,S,T,M,VP SC	1	\$226.99
55700	ZEEWOLDE	05/03/1994	Active	23	0	3	-3	-11.54%	23	7	0			N	P,S,T,M,VP SC	N/R	\$719.33
21433	ZUID OOST VELUWE L C	03/28/1969	Active	15	0	0	0	0.00%	15		1			N	P,S,T,M,VP SC	N/R	\$59.10



Club Health Assessment for District 110BZ through April 2025

			Status		Membership						Reports					Finance		LCIF		
Club Number	Club Name	Charter Date			Current Member Count	YTD Members Added	YTD Members Dropped	YTD Net Growth	YTD Net Growth%	Member Count 12 Months Ago	Avg. length of service for dropped members	Months Since Last MMR ***	Yrs. Since Last Officer Report	President Rotation	Vice President Reported ****	Months Since Last Activity Report ***	Account Balance	Donations for current Fiscal Year		
			Number of times on status quo within last two years		If below 15 members appears				If net loss is greater than 20% appears			If no report in 3 months appears in	When more than one year appears in	Number of repeat terms	Notes the officers that do not have an active	If no report at 12 months appears in red				
21434	ZUTPHEN	03/16/1962	Active		28	2	0	2	7.69%	27		0			N	P,S,T,M,VP SC	N/R	\$258.63		
60642	ZUTPHEN KATTENHAVEN	04/14/1998	Active		9	2	1	1	12.50%	10	0	0				P,S,T,M,VP SC	N/R	\$35.46		
Current Total Clubs Count	YTD New Clubs Count	YTD Cancelled Clubs Count	YTD Net Club Gain	Current Total Members Count	YTD Add	YTD Drop	YTD Net Growth	YTD Net Growth %	Member Count 12 Months Ago	Average Member Count Per Club	% of Clubs with less than 20 members	% No MMR in 3 Months	% No Officer Report in 12 Months	% of Clubs with balance 90+ days	Number of Clubs in Status Quo	% Status Quo Clubs in Financial Suspension	Number of Cancelled Clubs	Average Cancelled Club Age	Members Lost Due to Cancellation	% of Clubs Cancelled for Non-Financial Reasons
71	0	1	-1	1,751	87	93	-6	-0.34%	1,805	25	30%	1%	1%	0%	0	0%	1	9	0	100%

* - P - Priority Club. Cancellation Reasons: 1-Objectives/conduct, 2-Non-active club, 5-Non-existing club, 6-Disbanding, 7-Merger, 8-Financial Suspension, 9-District/Multiple District Dues.

** - Abbreviation: P-President, S-Secretary, T-Treasurer, M-Member Chairperson, VP-First Vice President, MC-Communications Chairperson, SC-Service Chairperson

*** - Abbreviation: N/R - Never reported using the Lions Clubs website, N/A - Not applicable, No password registered for the Lions Clubs website.

**** - Abbreviation: N - New, IP - Immediate Past, R - Repeat.



Club Health Assessment for District 110CO through April 2025

			Status	Membership							Reports					Finance	LCIF
Club Number	Club Name	Charter Date		Current Member Count	YTD Members Added	YTD Members Dropped	YTD Net Growth	YTD Net Growth%	Member Count 12 Months Ago	Avg. length of service for dropped members	Months Since Last MMR ***	Yrs. Since Last Officer Report	President Rotation	Vice President Reported ****	Months Since Last Activity Report ***	Account Balance	Donations for current Fiscal Year
			Number of times on status quo within last two years	If below 15 members appears				If net loss is greater than 20% appears			If no report in 3 months appears in	When more than one year appears in	Number of repeat terms	Notes the officers that do not have an active	If no report at 12 months appears in red		
Clubs more than two years old																	
50246	BEEK GEULMOND	02/27/1990	Active	25	0	0	0	0.00%	25		1			P,S,T,M,VP SC	N/A		\$98.50
64493	BEEKDAELEN	06/30/2001	Active	16	1	1	0	0.00%	16	11	0			N	P,S,T,M,VP SC	N/R	\$63.04
126895	Berlicum Leij en Aa	03/07/2016	Active	17	1	2	-1	-5.56%	18	5	0			N	P,S,T,M,VP SC	N/R	\$379.24
64740	BERNHEZE	10/31/2001	Active	32	2	1	1	3.23%	31	0	0			N	P,S,T,M,VP SC	N/A	\$122.14
49813	BEST OIRSCHOT	08/18/1989	Active	13	4	3	1	8.33%	12	0	0			N	P,S,T,M,VP SC	N/R	\$203.47
60563	BORN AMBT	03/26/1998	Active	28	1	1	0	0.00%	28	2	0			N	P,S,T,M,VP SC	N/R	\$110.32
98393	BOXTEL BELLES AMIES	01/30/2007	Active	24	6	3	3	14.29%	22	18	0			N	P,S,T,M,VP SC	0	\$238.93
126146	CERES OSS-VEGHEL	11/13/2015	Active	12	0	1	-1	-7.69%	14	9	0		2	N	P,S,T,M,VP SC	N/R	\$51.22
31632	CULEMBORG	01/26/1976	Active	23	0	2	-2	-8.00%	25	3	0				P,S,T,M,VP SC	N/R	\$406.71
30890	DE BOMMELERWAARD	06/06/1975	Active	32	0	2	-2	-5.88%	34	37	0			N	P,S,T,M,VP SC	N/R	\$28,685.97
Exc Award (06/30/2018)																	
37256	DE KEERSOP L C	06/11/1979	Active	30	0	0	0	0.00%	31		0			N	P,S,T,M,VP SC	1	\$1,054.64
49814	DEN DUNGEN DE MEIJERIJ	08/18/1989	Active	31	2	0	2	6.90%	29		0			N	P,S,T,M,VP SC	N/R	\$638.84
48379	DEURNE	04/04/1988	Active	20	0	1	-1	-4.76%	21	7	0			N	P,S,T,M,VP SC	2	\$1,703.22
37257	DOMMEL EN AA L C	06/11/1979	Active	15	2	1	1	7.14%	14	10	0				P,S,T,M,VP SC	N/A	\$55.16
Exc Award (06/30/2018)																	
59316	ECHT GOOJSTEIN	04/02/1997	Active	28	1	1	0	0.00%	28	4	0			N	P,S,T,M,VP SC	N/A	\$114.26
55782	EINDHOVEN DEN ELZENT	06/01/1994	Active	18	2	1	1	5.88%	17	0	0				P,S,T,M,VP SC	N/A	\$66.98
21443	EINDHOVEN HOST	05/28/1970	Active	18	0	2	-2	-10.00%	20	25	0				P,S,T,M,VP SC	N/A	\$78.80
96957	EINDHOVEN UNIVERSITAS	04/20/2006	Active	15	0	1	-1	-6.25%	16	2	0			N	P,S,T,M,VP SC	N/A	\$59.10
48963	EINDHOVEN WELSCHAP	10/19/1988	Active	13	0	3	-3	-18.75%	16	18	0				P,S,T,M,VP SC	N/A	\$63.04
50384	EINDHOVEN WODANCELLA	04/04/1990	Active	22	1	0	1	4.76%	21		0			N	P,S,T,M,VP SC	N/R	\$82.74
50092	EYSDEN MERGELLAND	01/04/1990	Active	23	0	3	-3	-11.54%	26	11	0				P,S,T,M,VP SC	11	\$102.44
Exc Award (06/30/2018)																	
44306	GELDERMALEN	10/18/1984	Active	24	7	3	4	20.00%	19	2	0			N	P,S,T,M,VP SC	N/A	\$78.80



Club Health Assessment for District 110CO through April 2025

			Status	Membership							Reports					Finance	LCIF
Club Number	Club Name	Charter Date		Current Member Count	YTD Members Added	YTD Members Dropped	YTD Net Growth	YTD Net Growth%	Member Count 12 Months Ago	Avg. length of service for dropped members	Months Since Last MMR ***	Yrs. Since Last Officer Report	President Rotation	Vice President Reported ****	Months Since Last Activity Report ***	Account Balance	Donations for current Fiscal Year
			Number of times on status quo within last two years	If below 15 members appears				If net loss is greater than 20% appears			If no report in 3 months appears in	When more than one year appears in	Number of repeat terms	Notes the officers that do not have an active	If no report at 12 months red		
45160	GELDROP	06/10/1985	Active	14	2	5	-3	-17.65%	13	13	0		2	P,S,T,M,VP SC	N/A		\$996.26
55733	GENNEP LAND VAN CUIJK EN OVERM	05/26/1994	Active(1)	18	11	6	5	38.46%	14	31	0			N	P,S,T,M,VP SC	N/A	\$55.16
36014	GEWEST HELMOND L C	08/22/1978	Active	16	0	0	0	0.00%	16		0		3	P,S,T,M,VP SC	N/A		\$63.04
21446	HEERLEN	02/07/1972	Active	25	1	0	1	4.17%	25		0			N	P,S,T,M,VP SC	N/A	\$406.82
57613	HEERLEN CORIOVALLUM	12/07/1995	Active	19	2	0	2	11.76%	21		0				P,S,T,M,VP SC	N/R	\$66.98
118975	HEERLEN UNITAS	03/19/2013	Active	19	0	0	0	0.00%	19		0		6	P,S,T,M,VP SC	N/A		\$74.86
63995	HEYTHUYSEN LEUDAL	02/21/2001	Active	1	0	0	0	0.00%	1		34	3	None		P,S,T,M,VP SC	N/A	
40653	HOENSBROEK BRUNSSUM	12/08/1981	Active	15	0	0	0	0.00%	15		0			N	P,S,T,M,VP SC	N/A	\$59.10
21449	KEMPENLAND L C	01/12/1967	Active	11	0	1	-1	-8.33%	12	25	0				P,S,T,M,VP SC	N/R	\$47.28
34545	KERKRADE	10/05/1977	Active	30	0	0	0	0.00%	30		0				P,S,T,M,VP SC	N/A	\$118.20
21450	LAND VAN CUYK	02/02/1971	Active	26	0	0	0	0.00%	27		0			N	P,S,T,M,VP SC	N/A	\$2,185.01
38980	LEERDAM	10/14/1980	Active	16	1	0	1	6.67%	20		0			N	P,S,T,M,VP SC	N/R	\$59.10
39367	MAAS EN WAAL LC	01/28/1981	Active	29	5	3	2	7.41%	27	6	0			N	P,S,T,M,VP SC	N/A	\$106.38
21451	MAASTRICHT	04/15/1970	Active	34	0	0	0	0.00%	34		0			N	P,S,T,M,VP SC	N/R	\$3,257.81
125824	Maastricht 6211 I.O.	09/25/2015	Active	15	3	2	1	7.14%	15	7	0			N	P,S,T,M,VP SC	N/A	\$55.16
42825	MAASTRICHT EUREGIO	06/23/1983	Active	22	4	4	0	0.00%	21	0	0			N	P,S,T,M,VP SC	0	\$82.74
56292	MAASTRICHT MONDIAL	11/29/1994	Active	19	2	1	1	5.56%	18	1	0			N	P,S,T,M,VP SC	N/R	\$70.92
59859	MAASTRICHT TRAJECTUM	07/14/1997	Active	16	0	0	0	0.00%	17		0			N	P,S,T,M,VP SC	2	\$63.04
41202	MIDDEN BETUWE	04/01/1982	Active	8	0	0	0	0.00%	8		0		3	N	P,S,T,M,VP SC	N/R	\$31.52
21452	NIJMEGEN	06/16/1972	Active	27	0	1	-1	-3.57%	29	0	0			N	P,S,T,M,VP SC	N/A	\$418.53
101330	NIJMEGEN BRABANTSE POORT	03/06/2008	Active	24	0	1	-1	-4.00%	25	1	0				P,S,T,M,VP SC	N/R	\$98.50
44180	NIJMEGEN KEIZER KARELSTAD	07/27/1984	Active	28	0	2	-2	-6.67%	31	22	0			N	P,S,T,M,VP SC	N/A	\$118.20
42202	NUENEN	01/26/1983	Active	33	0	2	-2	-5.71%	36	39	0			N	P,S,T,M,VP SC	11	\$137.90
48216	OOSTERBEEK RENKUM OSTRABEKE	03/08/1988	Active	21	0	0	0	0.00%	21		0			N	P,S,T,M,VP SC	N/A	\$82.74



Club Health Assessment for District 110CO through April 2025

Club Number	Club Name	Charter Date	Status	Membership							Reports					Finance	LCIF
				Current Member Count	YTD Members Added	YTD Members Dropped	YTD Net Growth	YTD Net Growth%	Member Count 12 Months Ago	Avg. length of service for dropped members	Months Since Last MMR ***	Yrs. Since Last Officer Report	President Rotation	Vice President Reported ****	Months Since Last Activity Report ***	Account Balance	Donations for current Fiscal Year
			Number of times on status quo within last two years	If below 15 members appears				If net loss is greater than 20% appears			If no report in 3 months appears in	When more than one year appears in	Number of repeat terms	Notes the officers that do not have an active	If no report at 12 months red		
21454	OSS	05/26/1970	Active	28	0	0	0	0.00%	28		0			N	P,S,T,M,VP SC	N/R	\$110.32
42826	OSS DE MAASHORST	06/23/1983	Active	26	1	2	-1	-3.70%	27	6	0			N	P,S,T,M,VP SC	N/R	\$106.38
40032	OVER-BETUWE L C	06/09/1981	Active	29	2	1	1	3.57%	29	0	0			N	P,S,T,M,VP SC	N/A	\$110.32
118384	PARKSTAD	11/30/2012	Active	19	0	1	-1	-5.00%	18	0	0				P,S,T,M,VP SC	N/A	\$74.86
52840	PEEL EN MAAS	04/08/1992	Active	28	0	0	0	0.00%	28		0				P,S,T,M,VP SC	N/A	\$440.32
21455	PEELLAND L C	02/01/1971	Active	41	1	4	-3	-6.82%	44	29	0				P,S,T,M,VP SC	N/R	\$173.36
21456	RENKUM	01/18/1971	Active	31	0	0	0	0.00%	31		0			N	P,S,T,M,VP SC	N/R	\$278.33
49700	RENKUM AIRBORNE	06/28/1989	Active	31	0	0	0	0.00%	31		0			N	P,S,T,M,VP SC	N/A	\$2,363.24
89401	RIVIERENLAND	10/10/2005	Active	12	1	0	1	9.09%	12		0			N	P,S,T,M,VP SC	N/R	\$43.34
21457	ROERMOND	10/24/1969	Active	30	0	0	0	0.00%	30		0			N	P,S,T,M,VP SC	N/R	\$118.20
49735	ROERMOND REGIO	06/15/1989	Active	22	0	3	-3	-12.00%	23	10	0			N	P,S,T,M,VP SC	16	\$98.50
Exc Award (06/30/2024)																	
129540	Rosmalen Maas Dieze Crevecœur	12/05/2016	Active	15	1	0	1	7.14%	15		0				P,S,T,M,VP SC	N/A	\$55.16
21463	S HERTOGENBOSCH	10/13/1965	Active	24	0	0	0	0.00%	23		0				P,S,T,M,VP SC	N/A	\$250.75
31275	S HERTOGENBOSCH II	10/14/1975	Active	11	0	0	0	0.00%	11		0			N	P,S,T,M,VP SC	N/A	\$43.34
63427	S HERTOGENBOSCH ROSMALEN	06/30/2000	Active	16	1	2	-1	-5.88%	17	17	0				P,S,T,M,VP SC	N/A	\$66.98
54928	S-HERTOGENBOSCH BASTION	10/14/1993	Active	42	2	0	2	5.00%	41		0			N	P,S,T,M,VP SC	N/R	\$157.60
21466	SITTARD GELEEN	04/16/1964	Active	26	2	1	1	4.00%	30	3	0				P,S,T,M,VP SC	N/A	\$98.50
41044	SON EN BREUGEL & E O	03/18/1982	Active	32	0	0	0	0.00%	32		0			N	P,S,T,M,VP SC	N/A	\$1,170.96
21468	TIEL	03/08/1961	Active	8	0	0	0	0.00%	9		0			N	P,S,T,M,VP SC	N/A	\$31.52
21471	UDEN-VEGHEL L C	11/30/1972	Active	19	0	0	0	0.00%	19		0			N	P,S,T,M,VP SC	N/A	\$74.86
21472	VALKENBURG	05/10/1961	Active	24	1	0	1	4.35%	23		0			IP	P,S,T,M,VP SC	N/A	\$90.62
21473	VENLO	01/15/1965	Active	25	1	1	0	0.00%	25	15	0				P,S,T,M,VP SC	N/A	\$98.50
63260	VENLO BONTAMPS	06/05/2000	Active	19	3	1	2	11.76%	19	0	0			N	P,S,T,M,VP SC	N/A	\$535.56



Club Health Assessment for District 110CO through April 2025

Club Number	Club Name	Charter Date	Status	Membership							Reports					Finance	LCIF
				Current Member Count	YTD Members Added	YTD Members Dropped	YTD Net Growth	YTD Net Growth%	Member Count 12 Months Ago	Avg. length of service for dropped members	Months Since Last MMR ***	Yrs. Since Last Officer Report	President Rotation	Vice President Reported ****	Months Since Last Activity Report ***	Account Balance	Donations for current Fiscal Year
			Number of times on status quo within last two years	If below 15 members appears				If net loss is greater than 20% appears			If no report in 3 months appears	When more than one year appears in	Number of repeat terms	Notes the officers that do not have an active	If no report at 12 months appears in red		
41372	VENLO MAAS	05/24/1982	Active	33	0	1	-1	-2.94%	36	13	0			N	P,S,T,M,VP SC	N/R	\$133.96
34546	VENRAY	10/14/1977	Active	42	3	1	2	5.00%	40	12	0			N	P,S,T,M,VP SC	0	\$313.79
86059	VENRAY PEELPAREL	03/31/2005	Active	12	5	2	3	33.33%	9	0	0		2		P,S,T,M,VP SC	N/R	\$295.78
67052	VUGHT LES LUNETTES	12/16/2002	Active	29	2	2	0	0.00%	24	0	0			N	P,S,T,M,VP SC	N/A	\$106.38
21478	WAGENINGEN	09/22/1965	Active	34	4	2	2	6.25%	32	38	0			N	P,S,T,M,VP SC	N/R	\$126.08
21480	WEERT	01/12/1968	Active	26	2	2	0	0.00%	25	27	1			N	P,S,T,M,VP SC	N/R	\$98.50
54807	WEERT GRAAFSCHAP HORNE	08/03/1993	Active	29	0	0	0	0.00%	29		0			N	P,S,T,M,VP SC	N/R	\$114.26
127228	Weert Kempenbroek	04/14/2016	Active	15	1	0	1	7.14%	14		1			N	P,S,T,M,VP SC	N/R	\$55.16
57480	WIJCHEN	11/16/1995	Active	17	0	1	-1	-5.56%	18	0	0			N	P,S,T,M,VP SC	0	\$223.71
102954	WITTEM NEUBOURG	06/27/2008	Active	13	2	1	1	8.33%	12	0	0				P,S,T,M,VP SC	0	\$47.28

Clubs Cancelled Previous Fiscal Year – Clubs Cancelled within last 12 months may be reinstated

Club Number	Club Name	Charter Date	Current Status*	Cancellation Date
42827	ST OEDENRODE	06/23/1983	Cancelled(6*)	07/29/2023

Current Total Clubs Count	YTD New Clubs Count	YTD Cancelled Clubs Count	YTD Net Club Gain	Current Total Members Count	YTD Add	YTD Drop	YTD Net Growth	YTD Net Growth %	Member Count 12 Months Ago	Average Member Count Per Club	% of Clubs with less than 20 members	% No MMR in 3 Months	% No Officer Report in 12 Months	% of Clubs with balance 90+ days	Number of Clubs in Status Quo	% Status Quo Clubs in Financial Suspension	Number of Cancelled Clubs	Average Cancelled Club Age	Members Lost Due to Cancellation	% of Clubs Cancelled for Non-Financial Reasons
79	0	0	0	1,773	96	88	8	0.45%	1,782	22	43%	1%	1%	0%	0	0%	0	0	0	0%

* - P - Priority Club. Cancellation Reasons: 1-Objectives/conduct, 2-Non-active club, 5-Non-existing club, 6-Disbanding, 7-Merger, 8-Financial Suspension, 9-District/Multiple District Dues.

** - Abbreviation: P-President, S-Secretary, T-Treasurer, M-Member Chairperson, VP-First Vice President, MC-Communications Chairperson, SC-Service Chairperson

*** - Abbreviation: N/R - Never reported using the Lions Clubs website, N/A - Not applicable, No password registered for the Lions Clubs website.

**** - Abbreviation: N - New, IP - Immediate Past, R - Repeat.



Club Health Assessment for District 110CW through April 2025

			Status	Membership							Reports					Finance	LCIF
Club Number	Club Name	Charter Date		Current Member Count	YTD Members Added	YTD Members Dropped	YTD Net Growth	YTD Net Growth%	Member Count 12 Months Ago	Avg. length of service for dropped members	Months Since Last MMR ***	Yrs. Since Last Officer Report	President Rotation	Vice President Reported ****	Months Since Last Activity Report ***	Account Balance	Donations for current Fiscal Year
			Number of times on status quo within last two years	If below 15 members appears				If net loss is greater than 20% appears			If no report in 3 months appears in	When more than one year appears in	Number of repeat terms	Notes the officers that do not have an active	If no report at 12 months appears in red		
Clubs more than two years old																	
98598	ALBLASSERWAARD D'EGELANTIER	02/19/2007	Active	13	2	1	1	8.33%	12	0	0		2	P,S,T,M,VP SC	N/A		\$47.28
52922	ALBLASSERWAARD SOUBURGH	04/21/1992	Active	26	3	2	1	4.00%	25	30	0			N P,S,T,M,VP SC	N/R		\$98.50
42824	ALBLASSERWAARD TABLIS	06/10/1983	Active	17	0	1	-1	-5.56%	18	26	1		2	N P,S,T,M,VP SC	N/A		\$70.92
21438	BERGEN OP ZOOM	04/18/1966	Active	37	2	3	-1	-2.63%	38	12	0			N P,S,T,M,VP SC	N/R		\$149.72
55019	BERGEN OP ZOOM SCALDIS	11/02/1993	Active	31	0	1	-1	-3.13%	32	12	0			N P,S,T,M,VP SC	N/R		\$126.08
46070	BORSELE	04/24/1986	Active	16	0	2	-2	-11.11%	18	11	0		2	P,S,T,M,VP SC	N/A		\$70.92
35395	BREDA DE ZUI BARONIE	04/26/1978	Active	24	2	3	-1	-4.00%	27	46	0			N P,S,T,M,VP SC	N/R		\$98.50
49896	BREDA FORUM	10/17/1989	Active	25	2	3	-1	-3.85%	26	8	0			N P,S,T,M,VP SC	N/R		\$779.27
21439	BREDA HOST	10/30/1958	Active	20	0	1	-1	-4.76%	21	1	0		2	N P,S,T,M,VP SC	0		\$863.11
120483	Breda Quatro	10/09/2013	Active	17	0	0	0	0.00%	17		0	1	None	P,S,T,M,VP SC	N/R		\$66.98
58987	CAPPELLE AAN DEN IJSSELRIJCK	12/05/1996	Active	16	1	4	-3	-15.79%	22	16	0		2	P,S,T,M,VP SC	N/A		\$74.86
45003	DE BERNISSE	05/08/1985	Active	14	2	0	2	16.67%	11		0		2	P,S,T,M,VP SC	N/A		\$47.28
53889	DONGEN VALLEI	12/07/1992	Active	18	0	0	0	0.00%	19		0			P,S,T,M,VP SC	N/A		\$70.92
21441	DORDRECHT HOST	09/12/1960	Active	25	0	0	0	0.00%	29		0			N P,S,T,M,VP SC	N/R		\$1,352.36
21442	DORDRECHT THUREDRIHT	12/29/1972	Active	10	0	0	0	0.00%	10		0			N P,S,T,M,VP SC	N/A		\$352.86
100279	DRUNEN LANGSTRAAT	09/26/2007	Active	20	0	1	-1	-4.76%	21	17	0			P,S,T,M,VP SC	N/A		\$82.74
44761	ETTEN LEUR	03/29/1985	Active	26	0	1	-1	-3.70%	28	29	0		2	N P,S,T,M,SC	3		\$588.76
87943	ETTEN LEUR DE VRYEHEYDT ETTEN	05/02/2005	Active	24	2	0	2	9.09%	24		0			N P,S,T,M,VP SC	N/R		\$399.07
21444	GOEREE OVERFLAKKEE	01/09/1957	Active	27	1	0	1	3.85%	28		0			N P,S,T,M,VP SC	N/R		\$886.10
21445	GOES	05/24/1962	Active	31	0	1	-1	-3.13%	33	3	0			N P,S,T,M,VP SC	N/A		\$3,406.12
106766	GOES WILHELMINA	10/19/2009	Active	20	5	0	5	33.33%	20		0		2	N P,S,T,M,VP SC	N/R		\$371.49
21436	GORINCHEM E.O.	01/09/1968	Active	9	0	2	-2	-18.18%	9	0	0			N P,S,T,M,VP SC	N/A		\$35.46
55722	HALDERBERGE	05/17/1994	Active	17	1	0	1	6.25%	17		0			N P,S,T,M,VP SC	N/A		\$63.04



Club Health Assessment for District 110CW through April 2025

			Status	Membership							Reports					Finance	LCIF
Club Number	Club Name	Charter Date		Current Member Count	YTD Members Added	YTD Members Dropped	YTD Net Growth	YTD Net Growth%	Member Count 12 Months Ago	Avg. length of service for dropped members	Months Since Last MMR ***	Yrs. Since Last Officer Report	President Rotation	Vice President Reported ****	Months Since Last Activity Report ***	Account Balance	Donations for current Fiscal Year
			Number of times on status quo within last two years	If below 15 members appears				If net loss is greater than 20% appears			If no report in 3 months appears in	When more than one year appears in	Number of repeat terms	Notes the officers that do not have an active	If no report at 12 months red		
59664	HARINGVLIET	06/11/1997	Active	13	1	0	1	8.33%	12		0			N	P,S,T,M,VP SC	N/A	\$203.47
99019	HEUSDEN	05/29/2007	Active	21	0	1	-1	-4.55%	22	8	0		2		P,S,T,M,VP SC	11	\$86.68
21447	HOEKSEWAARD	05/02/1966	Active	46	1	4	-3	-6.12%	47	33	0				P,S,T,M,VP SC	N/R	\$189.12
21448	IJSSELMONDE	05/19/1969	Active	23	5	0	5	27.78%	19		0			N	P,S,T,M,VP SC	N/R	\$227.11
54723	KAPELLE DE BEVELANDEN	07/06/1993	Active	26	0	0	0	0.00%	26		0			N	P,S,T,M,VP SC	N/A	\$102.44
54400	LAND VAN HEUSDEN AND ALTENA	04/27/1993	Active	15	0	1	-1	-6.25%	18	32	0			N	P,S,T,M,VP SC	N/A	\$63.04
78792	MIDDELBURG	04/14/2004	Active	14	0	2	-2	-12.50%	13	0	0		2		P,S,T,M,VP SC	N/A	\$55.16
21482	MOERDIJK	10/05/1962	Active	15	0	2	-2	-11.76%	19	19	0				P,S,T,M,VP SC	N/R	\$66.98
99081	OISTERWIJK	05/29/2007	Active	22	0	0	0	0.00%	22		0		3		P,S,T,M,VP SC	N/R	\$86.68
21453	OOST ZEEUWS VLAANDEREN	03/19/1964	Active	29	0	2	-2	-6.45%	32	46	0			N	P,S,T,M,VP SC	N/R	\$122.14
21437	OOSTERHOUT ALM AND DONGE	04/18/1969	Active	14	0	1	-1	-6.67%	15	11	0				P,S,T,M,VP SC	N/R	\$372.56
64691	OOSTERHOUT CENTRUM	09/25/2001	Active	31	5	3	2	6.90%	30	0	0			N	P,S,T,M,VP SC	N/A	\$634.90
37438	RHOON OUDE MAAS	07/23/1979	Active	23	2	6	-4	-14.81%	27	28	0			N	P,S,T,M,VP SC	0	\$731.15
21458	ROOSENDAAL	10/27/1965	Active	24	4	0	4	20.00%	21		0			N	P,S,T,M,VP SC	N/R	\$78.80
51794	ROOSENDAAL WESTHOEK	06/12/1991	Active	30	0	1	-1	-3.23%	31	33	0			N	P,S,T,M,VP SC	0	\$278.21
78760	ROOSENDAAL WITHEEREN	04/09/2004	Active	28	0	2	-2	-6.67%	29	6	0				P,S,T,M,VP SC	1	\$114.26
21459	ROTTERDAM CITY	10/30/1969	Active	28	4	3	1	3.70%	25	0	0			N	P,S,T,M,VP SC	N/A	\$258.63
21462	ROTTERDAM DE PAPPEGAY	10/28/1965	Active	29	0	1	-1	-3.33%	31	2	0			N	P,S,T,M,VP SC	N/A	\$118.20
21461	ROTTERDAM HOST	04/10/1953	Active	23	2	4	-2	-8.00%	25	4	0			N	P,S,T,M,VP SC	N/A	\$98.50
38081	ROTTERDAM KRAALBERG	02/26/1980	Active	45	3	3	0	0.00%	46	22	0		2	N	P,S,T,M,VP SC	N/R	\$269.42
59889	ROTTERDAM L'ESPIRIT DU TEMPS	08/06/1997	Active	21	0	0	0	0.00%	23		0				P,S,T,M,VP SC	N/A	\$82.74
96478	ROTTERDAM RIJNMOND	03/09/2006	Active	7	0	1	-1	-12.50%	9	19	0				P,S,T,M,VP SC	11	\$31.52
47949	ROTTERDAM WEST	12/16/1987	Active	22	0	0	0	0.00%	22		0		2	N	P,S,T,M,VP SC	N/R	\$86.68
106658	ROTTERDAM ZUID	09/25/2009	Active	5	0	0	0	0.00%	9		0		2		P,S,T,M,VP SC	N/R	\$19.70



Club Health Assessment for District 110CW through April 2025

			Status	Membership							Reports					Finance		LCIF
Club Number	Club Name	Charter Date		Current Member Count	YTD Members Added	YTD Members Dropped	YTD Net Growth	YTD Net Growth%	Member Count 12 Months Ago	Avg. length of service for dropped members	Months Since Last MMR ***	Yrs. Since Last Officer Report	President Rotation	Vice President Reported ****	Months Since Last Activity Report ***	Account Balance	Donations for current Fiscal Year	
			Number of times on status quo within last two years	If below 15 members appears	If net loss is greater than 20% appears					If no report in 3 months appears in	When more than one year appears in	Number of repeat terms	Notes the officers that do not have an active	If no report at 12 months red				
21464	SCHIEDAM	11/27/1961	Active	23	6	3	3	15.00%	20	0	0			N	P,S,T,M,VP SC	N/R	\$547.38	
100409	SCHIEDAM TE RIVIERE	10/22/2007	Active	23	0	0	0	0.00%	26		0				P,S,T,M,VP SC	N/A	\$576.76	
21465	SCHOUWEN DUIVELAND	06/13/1963	Active	32	3	5	-2	-5.88%	34	19	0			N	P,S,T,M,VP SC	3	\$1,604.16	
21467	STEENBERGEN E.O.	01/07/1965	Active	20	1	1	0	0.00%	22	2	0			N	P,S,T,M,VP SC	N/A	\$78.80	
40531	SWINDREGT-WERE	11/05/1981	Active	27	2	1	1	3.85%	25	0	0			N	P,S,T,M,VP SC	N/A	\$98.50	
136834	Ter Aalst EO	11/14/2018	Active	19	0	2	-2	-9.52%	21	6	0		2	N	P,S,T,M,VP SC	N/R	\$82.74	
40033	THOLEN	06/09/1981	Active	26	0	0	0	0.00%	28		0			N	P,S,T,M,VP SC	N/R	\$102.44	
21469	TILBURG	01/07/1963	Active	22	2	2	0	0.00%	21	16	0			N	P,S,T,M,VP SC	N/R	\$86.68	
21470	TILBURG HART VAN BRABANT	01/31/1972	Active	23	0	1	-1	-4.17%	25	5	0			N	P,S,T,M,VP SC	N/R	\$94.56	
45296	TILBURG REGTE HEIDE	07/12/1985	Active	30	0	1	-1	-3.23%	33	33	0				P,S,T,M,VP SC	15	\$122.14	
62038	TILBURG ROOMLEY	06/01/1999	Active	15	0	1	-1	-6.25%	16	0	0		2	N	P,S,T,M,VP SC	N/A	\$59.10	
104075	VLAARDINGEN VL.09	12/04/2008	Active	24	2	1	1	4.35%	24	6	0			N	P,S,T,M,VP SC	1	\$90.62	
33445	VLISSINGEN	03/09/1977	Active	29	1	0	1	3.57%	27		0			N	P,S,T,M,VP SC	N/R	\$110.32	
21476	VOORNE PUTTEN	04/14/1959	Active	20	0	4	-4	-16.67%	22	25	0			N	P,S,T,M,VP SC	N/R	\$1,652.55	
21477	WAALWIJK	03/23/1964	Active	35	5	3	2	6.06%	33	12	0			N	P,S,T,M,VP SC	N/A	\$130.02	
21479	WALCHEREN	01/28/1964	Active	25	0	1	-1	-3.85%	27	17	1			N	P,S,T,M,VP SC	3	\$102.44	
33370	WERKENDAM	02/03/1977	Active	27	5	3	2	8.00%	25	8	0				P,S,T,M,VP SC	0	\$98.50	
21481	WEST ZEEUWSCH-VLAANDEREN	09/09/1960	Active	25	3	10	-7	-21.88%	34	36	0			N	P,S,T,M,VP SC	N/R	\$126.08	
117775	WOENSDRECHT ZUIDKWARTIER	09/05/2012	Active	24	0	0	0	0.00%	25		0			N	P,S,T,M,VP SC	N/R	\$94.56	
89241	WOUW	09/08/2005	Active	28	0	2	-2	-6.67%	30	7	0			N	P,S,T,M,VP SC	N/R	\$118.20	
141644	Zeeland Oosterschelde	06/18/2020	Active	14	1	1	0	0.00%	14	43	0			N	P,S,T,M,VP SC	N/R	\$55.16	
61110	ZEEUWSCH-VLAANDEREN ZOSTERA	09/03/1998	Active	28	0	4	-4	-12.50%	28	8	0				P,S,T,M,VP SC	0	\$118.20	



Club Health Assessment for District 110CW through April 2025

			Status	Membership							Reports					Finance	LCIF
Club Number	Club Name	Charter Date		Current Member Count	YTD Members Added	YTD Members Dropped	YTD Net Growth	YTD Net Growth%	Member Count 12 Months Ago	Avg. length of service for dropped members	Months Since Last MMR ***	Yrs. Since Last Officer Report	President Rotation	Vice President Reported ****	Months Since Last Activity Report ***	Account Balance	Donations for current Fiscal Year
			Number of times on status quo within last two years	If below 15 members appears				If net loss is greater than 20% appears			If no report in 3 months appears in	When more than one year appears in	Number of repeat terms	Notes the officers that do not have an active	If no report at 12 months appears in red		

Clubs Cancelled Previous Fiscal Year – Clubs Cancelled within last 12 months may be reinstated

Club Number		Club Name		Charter Date		Current Status*		Cancellation Date												
35795		NIEUWERKERK A/D YSSEL		06/13/1978		Cancelled(6*)		07/29/2023												
Current Total Clubs Count	YTD New Clubs Count	YTD Cancelled Clubs Count	YTD Net Club Gain	Current Total Members Count	YTD Add	YTD Drop	YTD Net Growth	YTD Net Growth %	Member Count 12 Months Ago	Average Member Count Per Club	% of Clubs with less than 20 members	% No MMR in 3 Months	% No Officer Report in 12 Months	% of Clubs with balance 90+ days	Number of Clubs in Status Quo	% Status Quo Clubs in Financial Suspension	Number of Cancelled Clubs	Average Cancelled Club Age	Members Lost Due to Cancellation	% of Clubs Cancelled for Non-Financial Reasons
69	0	0	0	1,576	81	109	-28	-1.75%	1,638	23	29%	0%	1%	0%	0	0%	0	0	0	0%

* - P - Priority Club. Cancellation Reasons: 1-Objectives/conduct, 2-Non-active club, 5-Non-existing club, 6-Disbanding, 7-Merger, 8-Financial Suspension, 9-District/Multiple District Dues.

** - Abbreviation: P-President, S-Secretary, T-Treasurer, M-Member Chairperson, VP-First Vice President, MC-Communications Chairperson, SC-Service Chairperson

*** - Abbreviation: N/R - Never reported using the Lions Clubs website, N/A - Not applicable, No password registered for the Lions Clubs website.

**** - Abbreviation: N - New, IP - Immediate Past, R - Repeat.



Club Health Assessment for District 133 through April 2025

			Status	Membership							Reports					Finance		LCIF
Club Number	Club Name	Charter Date		Current Member Count	YTD Members Added	YTD Members Dropped	YTD Net Growth	YTD Net Growth%	Member Count 12 Months Ago	Avg. length of service for dropped members	Months Since Last MMR ***	Yrs. Since Last Officer Report	President Rotation	Vice President Reported ****	Months Since Last Activity Report ***	Account Balance	Donations for current Fiscal Year	
			Number of times on status quo within last two years	If below 15 members appears				If net loss is greater than 20% appears			If no report in 3 months appears in	When more than one year appears in	Number of repeat terms	Notes the officers that do not have appears in an active	If no report at 12 months red			
Clubs more than two years old																		
67221	ABBEY LEIX AND DISTRICT	02/03/2003	Active	10	0	0	0	0.00%	10		17	1	None	P,S,T,M,VP SC	N/R	90+ Days		
20117	ANTRIM	06/01/1971	Active	26	0	1	-1	-3.70%	27	46	3		2	M,VP,SC	12			
31945	ANTRIM COAST L C	03/30/1976	Active(1)	28	1	2	-1	-3.45%	30	8	4			M,VP,SC	3			
67316	ARMAGH	02/27/2003	Active(3)	10	0	1	-1	-9.09%	11	1	8		2	M,VP,SC	N/R	90+ Days		
52690	ASHBOURNE AND DISTRICT	03/17/1992	Active	36	0	1	-1	-2.70%	37	1	1		3	N M,SC	5			
Exc Award (06/30/2017, 06/30/2018, 06/30/20																		
20136	ATHY	06/29/1971	Active(1)	16	0	0	0	0.00%	16		17		2	M,VP,SC	24+			
36239	BALLINA	11/14/1978	Active(2)	51	0	1	-1	-1.92%	52	35	3			M,VP,SC	N/R			
41364	BALLINASLOE	05/21/1982	Active	13	2	2	0	0.00%	14	22	0		2	M,VP,SC	N/R			
135125	Ballsbridge	06/14/2018	Active	17	9	6	3	21.43%	14	4	2			S,M,VP,SC	24+			
42302	BALLYNAHINCH	02/25/1983	Active(1)	12	2	0	2	20.00%	11		1			M,VP,SC	24+		\$100.00	
62017	BALTINGLASS	06/02/1999	Active(1)	9	0	0	0	0.00%	9		27		2	P,S,M,VP,SC	24+	90+ Days		
20120	BANBRIDGE	11/03/1965	Active	17	0	0	0	0.00%	17		11			R M,SC	0			
88506	BANTRY BAY	06/01/2005	Active	11	0	1	-1	-8.33%	14	17	2		3	R M,SC	15			
28050	BIRR OFFALY	02/20/1974	Active	35	0	0	0	0.00%	35		12		2	M,VP,SC	N/R			
51748	BISHOPSTOWN & DIST L C	06/10/1991	Active	19	0	0	0	0.00%	19		14		3	M,VP,SC	24+			
47487	BRAY	06/18/1987	Active	36	10	0	10	38.46%	26		0			N M,SC	15			
44993	CAHIR	05/20/1985	Active	15	0	0	0	0.00%	15		24			M,VP,SC	N/R			
34120	CARLOW	06/15/1977	Active(1)	33	0	0	0	0.00%	33		6			N M,SC	24+			
20137	CARRICK ON SUIR	02/28/1969	Active	28	4	0	4	16.67%	24		7		2	M,VP,SC	13			
Exc Award (06/30/2017)																		
20123	CARRICKFERGUS	06/19/1973	Active	17	0	0	0	0.00%	17		12		7	VP,SC	12			
102208	CARRICKMACROSS	05/20/2008	Active(1)	11	2	2	0	0.00%	11	14	2		2	N M,SC	24+			
48515	CARRIGALINE & DIST	05/02/1988	Active	43	7	3	4	10.26%	39	27	1			N SC	4			



Club Health Assessment for District 133 through April 2025

			Status	Membership							Reports					Finance		LCIF
Club Number	Club Name	Charter Date		Current Member Count	YTD Members Added	YTD Members Dropped	YTD Net Growth	YTD Net Growth%	Member Count 12 Months Ago	Avg. length of service for dropped members	Months Since Last MMR ***	Yrs. Since Last Officer Report	President Rotation	Vice President Reported ****	Months Since Last Activity Report ***	Account Balance	Donations for current Fiscal Year	
			Number of times on status quo within last two years	If below 15 members appears				If net loss is greater than 20% appears			If no report in 3 months appears in	When more than one year appears in	Number of repeat terms	Notes the officers that do not have an active	If no report at 12 months appears in red			
20138	CASHEL	01/23/1961	Active	12	1	3	-2	-14.29%	14	3	7		4	M,VP,SC	24+	90+ Days		
33966	CASTLEBAR	05/23/1977	Cancelled(8*)	0	0	22	-22	-100.00%	22	22	4	1	None	P,S,T,M,VP SC	N/R			
49821	CHARLEVILLE	08/24/1989	Active	14	3	1	2	16.67%	12	9	3		2	M,VP,SC	N/R			
92317	CLAREMORRIS	12/12/2005	Active	13	0	0	0	0.00%	13		19			M,VP,SC	N/R			
20139	CLONMEL	02/01/1967	Active(1)	11	0	0	0	0.00%	11		11			N	P,M,SC			24+
118927	CLONTARF & DISTRICTS	03/12/2013	Active	17	0	0	0	0.00%	17		8			N	M,SC			24+
58405	COBH	06/17/1996	Active	15	6	1	5	50.00%	10	3	3		2		M,VP,SC			23
20140	CORK	12/21/1957	Active	27	0	0	0	0.00%	27		9			N	M,SC			4
45910	DOUGLAS & DISTRICT L C	03/13/1986	Active	19	0	0	0	0.00%	19		14		2		VP,SC			19
20125	DOWNPATRICK	02/15/1973	Active	16	3	1	2	14.29%	16	52	0				M,VP,SC			12
119052	DROGHEDA	03/28/2013	Active(1)	20	1	0	1	5.26%	19		9			N	M,SC	17		
20142	DUBLIN	04/22/1955	Active	26	0	3	-3	-10.34%	29	16	3				M,VP	6	\$200.00	
Exc Award (06/30/2023)																		
55844	DUBLIN CASTLEKNOCK	06/17/1994	Active(1)	19	1	0	1	5.56%	18		9		2		M,VP,SC	24+		
20144	DUN LAOGHAIRE	02/17/1969	Active	36	0	0	0	0.00%	36		4				M,VP,SC	23		
Exc Award (06/30/2023)																		
35384	DUNDALK	04/11/1978	Active	21	0	0	0	0.00%	21		0				M,VP,SC	0		
35385	DUNGARVAN	04/10/1978	Active(1)	39	3	4	-1	-2.50%	40	27	1				M,VP,SC	23		
45595	EDENDERRY & DISTRICT	12/26/1985	Active	18	0	1	-1	-5.26%	19	30	4		2		M,VP,SC	N/R		
33358	ENNIS	02/14/1977	Active	34	3	5	-2	-5.56%	36	10	5				P,M,VP,SC	15		
Exc Award (06/30/2023)																		
44862	ENNISCORTHY	04/23/1985	Active(1)	14	0	5	-5	-26.32%	19	16	1				S,M,VP,SC	24+		
43160	FERMOY	11/03/1983	Cancelled(8*)	0	0	7	-7	-100.00%	7	18	5		None		P,S,T,M,VP SC	24+		
20146	GALWAY	03/22/1972	Active	49	3	3	0	0.00%	51	22	1			N	M,SC	24+		
57075	GLASNEVIN	06/20/1995	Active(3)	5	0	0	0	0.00%	5		17		16		T,M,VP,SC	N/R		
44213	GOREY & DIST	08/13/1984	Active	5	0	0	0	0.00%	5		32		13		M,VP,SC	24+		



Club Health Assessment for District 133 through April 2025

			Status	Membership							Reports					Finance		LCIF
Club Number	Club Name	Charter Date		Current Member Count	YTD Members Added	YTD Members Dropped	YTD Net Growth	YTD Net Growth%	Member Count 12 Months Ago	Avg. length of service for dropped members	Months Since Last MMR ***	Yrs. Since Last Officer Report	President Rotation	Vice President Reported ****	Months Since Last Activity Report ***	Account Balance	Donations for current Fiscal Year	
			Number of times on status quo within last two years	If below 15 members appears				If net loss is greater than 20% appears			If no report in 3 months appears in	When more than one year appears in	Number of repeat terms		Notes the officers that do not have appears in an active	If no report at 12 months red		
20147	HOWTH SUTTON L C	11/06/1969	Active	26	0	2	-2	-7.14%	29	10	0				M,VP,SC	23	90+ Days	
Exc Award (06/30/2023)																		
59197	KILCULLEN	03/03/1997	Active	18	2	2	0	0.00%	18	3	3		2		M,VP,SC	N/R		
20148	KILKENNY	01/09/1967	Active	24	1	1	0	0.00%	24	35	1			N		18		
20149	KILLARNEY	03/16/1970	Active	24	3	7	-4	-14.29%	28	22	2				M,VP,SC	24+		
52724	KINSALE & DIST L C	03/18/1992	Active	52	8	2	6	13.04%	46	16	0				M,VP,SC	24+		
57551	LETTERKENNY	11/29/1995	Active	23	4	4	0	0.00%	23	15	4		2		M,VP,SC	18		
20128	LIMAVADY	01/28/1971	Active	8	0	2	-2	-20.00%	10	14	3		3		M,VP,SC	24+		
20150	LIMERICK	05/20/1964	Active(2)	4	0	5	-5	-55.56%	9	22	7	1	None		P,S,T,M,VP SC	N/R		
42983	LOUGHREA	08/11/1983	Active	16	0	1	-1	-5.88%	18	1	4				M,VP,SC	24+		
48264	LUCAN	03/15/1988	Active(1)	13	0	1	-1	-7.14%	14	6	6				M,VP,SC	15		
56800	MACROOM	04/13/1995	Active(1)	9	0	0	0	0.00%	9		22		2		M,VP,SC	24+		
20151	MALAHIDE	08/20/1973	Active	37	2	2	0	0.00%	37	7	0			N	SC	2	\$10.00	
39636	MAYNOOTH KILCOCK	03/31/1981	Active(1)	18	0	0	0	0.00%	18		13		4		M,VP,SC	24+		
37478	MITCHELSTOWN	08/06/1979	Active(1)	20	2	0	2	11.11%	18		6		3		P,M,VP,SC	24+		
51749	MONAGHAN	06/11/1991	Active	29	0	0	0	0.00%	28		11			N	T,M,SC	24+		
36735	MULLINGAR	03/20/1979	Active	20	0	0	0	0.00%	20		17		2		M,VP,SC	24+		
35961	NAAS	07/28/1978	Active	19	0	1	-1	-5.00%	20	1	3		2		M,VP,SC	0		
20152	NENAGH	04/30/1973	Active	28	0	3	-3	-9.68%	31	21	2				P,M,VP,SC	N/R		
32964	NEWBRIDGE-KILDARE	11/05/1976	Active	20	1	3	-2	-9.09%	23	18	1				M,VP,SC	4		
Exc Award (06/30/2017, 06/30/2023)																		
44453	NEWCASTLE	12/07/1984	Active	19	3	2	1	5.56%	18	2	2			N	M,SC	0		\$100.00
Exc Award (06/30/2023)																		
78270	NEWCASTLE WEST	02/18/2004	Active(1)	19	0	1	-1	-5.00%	20	4	1			IP	T,M,SC	1		
Exc Award (06/30/2023)																		
20132	NEWRY	11/13/1967	Active	19	0	0	0	0.00%	19		19		2		M,VP,SC	24+		



Club Health Assessment for District 133 through April 2025

			Status	Membership							Reports					Finance		LCIF
Club Number	Club Name	Charter Date		Current Member Count	YTD Members Added	YTD Members Dropped	YTD Net Growth	YTD Net Growth%	Member Count 12 Months Ago	Avg. length of service for dropped members	Months Since Last MMR ***	Yrs. Since Last Officer Report	President Rotation	Vice President Reported ****	Months Since Last Activity Report ***	Account Balance	Donations for current Fiscal Year	
			Number of times on status quo within last two years	If below 15 members appears				If net loss is greater than 20% appears			If no report in 3 months appears in	When more than one year appears in	Number of repeat terms	Notes the officers that do not have appears in an active	If no report at 12 months red			
99494	PORTARLINGTON	05/29/2007	Active(1)	18	2	0	2	12.50%	16		8			T,M,VP,SC	24+	90+ Days		
32102	PORTLAOISE	04/20/1976	Active	26	0	0	0	0.00%	26		4		None	N	P,M,SC	N/R		
88288	PORTMARNOCK	05/17/2005	Active(1)	10	0	1	-1	-9.09%	11	3	2		2	M,VP,SC	24+		\$500.00	
60264	PORTUMNA	01/02/1998	Active	11	0	3	-3	-21.43%	14	3	5			M,VP,SC	0			
Exc Award (06/30/2022)																		
48928	ROSCOMMON	10/03/1988	Cancelled(8*)	0	0	23	-23	-100.00%	23	17	4		None	P,S,T,M,VP SC	N/R	90+ Days		
20154	ROSCREA	07/02/1968	Active	33	0	3	-3	-8.33%	36	17	0			N	SC	6		
41837	SHANNON	09/13/1982	Active	9	1	2	-1	-10.00%	10	3	7		7	M,VP,SC	24+			
48115	SKIBBEREEN	02/08/1988	Active	18	0	0	0	0.00%	18		17			M,VP,SC	23			
33967	SLIGO	05/24/1977	Active	14	2	1	1	7.69%	13	33	0			M,VP,SC	N/R			
20155	SUGAR LOAF L C	02/26/1968	Active	26	6	6	0	0.00%	26	25	2		2	M,VP,SC	2			
44454	SWORDS AND DISTRICT	12/11/1984	Active	14	0	0	0	0.00%	14		15			S,M,VP,SC	24+			
54669	TEMPLEMORE	06/24/1993	Active	25	1	0	1	4.17%	24		5		2	M,VP,SC	24			
20156	THURLES	06/01/1964	Active	46	0	2	-2	-4.17%	48	16	2			M,VP,SC	1			
Exc Award (06/30/2023)																		
30476	TIPPERARY TOWN	03/26/1975	Active	11	0	0	0	0.00%	11		14			M,VP,SC	24+			
20157	TRALEE	11/19/1965	Active	17	1	0	1	6.25%	16		3		2	M,VP,SC	N/R			
36736	TUAM	03/09/1979	Active	19	0	0	0	0.00%	19		23		5	M,VP,SC	24			
30609	TULLAMORE	04/17/1975	Active	35	0	3	-3	-7.89%	38	18	3			M,VP,SC	15			
20158	WATERFORD	04/22/1965	Active(1)	38	4	2	2	5.56%	36	18	1		None	P,M,VP,SC	24+			
47157	WESTPORT	04/06/1987	Active	19	0	0	0	0.00%	18		11		2	M,VP,SC	24+			
36911	WEXFORD	04/17/1979	Active	38	4	0	4	11.76%	34		9			M,VP,SC	3		\$800.00	
Exc Award (06/30/2023)																		
46649	WICKLOW & DIST	11/04/1986	Active	30	0	1	-1	-3.23%	32	5	0			M,VP,SC	13	90+ Days		



Club Health Assessment for District 133 through April 2025

			Status	Membership						Reports				Finance	LCIF		
Club Number	Club Name	Charter Date		Current Member Count	YTD Members Added	YTD Members Dropped	YTD Net Growth	YTD Net Growth%	Member Count 12 Months Ago	Avg. length of service for dropped members	Months Since Last MMR ***	Yrs. Since Last Officer Report	President Rotation	Vice President Reported ****	Months Since Last Activity Report ***	Account Balance	Donations for current Fiscal Year
			Number of times on status quo within last two years	If below 15 members appears				If net loss is greater than 20% appears			If no report in 3 months appears in	When more than one year appears in	Number of repeat terms	Notes the officers that do not have an active	If no report at 12 months appears in red		

Clubs Cancelled Previous Fiscal Year – Clubs Cancelled within last 12 months may be reinstated

Club Number	Club Name	Charter Date	Current Status*	Cancellation Date
34871	BALBRIGGAN	12/14/1977	Cancelled(6*)	08/29/2023
20119	BALLYMENA	03/30/1965	Cancelled(6*)	02/29/2024
107765	CLONAKILTY AND DISTRICT	03/09/2010	Cancelled(8*)	12/29/2023
52723	GORT & DIST L C	03/18/1992	Cancelled(8*)	12/29/2023
122085	Leitrim	05/07/2014	Cancelled(8*)	06/29/2024

Current Total Clubs Count	YTD New Clubs Count	YTD Cancelled Clubs Count	YTD Net Club Gain	Current Total Members Count	YTD Add	YTD Drop	YTD Net Growth	YTD Net Growth %	Member Count 12 Months Ago	Average Member Count Per Club	% of Clubs with less than 20 members	% No MMR in 3 Months	% No Officer Report in 12 Months	% of Clubs with balance 90+ days	Number of Clubs in Status Quo	% Status Quo Clubs in Financial Suspension	Number of Cancelled Clubs	Average Cancelled Club Age	Members Lost Due to Cancellation	% of Clubs Cancelled for Non-Financial Reasons
85	0	3	-3	1,845	108	162	-54	-2.84%	1,910	22	56%	66%	2%	9%	0	0%	3	95	52	-100%

* - P - Priority Club. Cancellation Reasons: 1-Objectives/conduct, 2-Non-active club, 5-Non-existing club, 6-Disbanding, 7-Merger, 8-Financial Suspension, 9-District/Multiple District Dues.

** - Abbreviation: P-President, S-Secretary, T-Treasurer, M-Member Chairperson, VP-First Vice President, MC-Communications Chairperson, SC-Service Chairperson

*** - Abbreviation: N/R - Never reported using the Lions Clubs website, N/A - Not applicable, No password registered for the Lions Clubs website.

**** - Abbreviation: N - New, IP - Immediate Past, R - Repeat.



Club Health Assessment for Ident 5875 - GIBRALTAR - UND through April 2025

				Status				Membership					Reports					Finance		LCIF
Club Number	Club Name	Charter Date			Current Member Count	YTD Members Added	YTD Members Dropped	YTD Net Growth	YTD Net Growth%	Member Count 12 Months Ago	Avg. length of service for dropped members	Months Since Last MMR ***	Yrs. Since Last Officer Report	President Rotation	Vice President Reported ****	Months Since Last Activity Report ***	Account Balance	Donations for current Fiscal Year		
				Number of times on status quo within last two years	If below 15 members appears			If net loss is greater than 20% appears				If no report in 3 months appears in	When more than one year appears in	Number of repeat terms	Notes the officers that do not have an active	If no report at 12 months appears in red				
Clubs more than two years old																				
33988	GIBRALTAR	05/10/1977		Active(1)	16	0	1	-1	-5.88%	18	2	4		2	R	4	90+ Days	\$1,000.00		
Current Total Clubs Count	YTD New Clubs Count	YTD Cancelled Clubs Count	YTD Net Club Gain	Current Total Members Count	YTD Add	YTD Drop	YTD Net Growth	YTD Net Growth %	Member Count 12 Months Ago	Average Member Count Per Club	% of Clubs with less than 20 members	% No MMR in 3 Months	% No Officer Report in 12 Months	% of Clubs with balance 90+ days	Number of Clubs in Status Quo	% Status Quo Clubs in Financial Suspension	Number of Cancelled Clubs	Average Cancelled Club Age	Members Lost Due to Cancellation	% of Clubs Cancelled for Non-Financial Reasons
1	0	0	0	16	0	1	-1	-5.88%	18	16	100%	100%	0%	100%	0	0%	0	0	0	0%

* - P - Priority Club. Cancellation Reasons: 1-Objectives/conduct, 2-Non-active club, 5-Non-existing club, 6-Disbanding, 7-Merger, 8-Financial Suspension, 9-District/Multiple District Dues.
** - Abbreviation: P-President, S-Secretary, T-Treasurer, M-Member Chairperson, VP-First Vice President, MC-Communications Chairperson, SC-Service Chairperson
*** - Abbreviation: N/R - Never reported using the Lions Clubs website, N/A - Not applicable, No password registered for the Lions Clubs website.
**** - Abbreviation: N - New, IP - Immediate Past, R - Repeat.